

STATE OF OREGON
REPORT OF
CRIMINAL OFFENSES and ARRESTS
2012
(abbreviated)

This report was prepared from information provided through the Oregon Uniform Crime Reporting (OUCR) Program by Oregon Law Enforcement Agencies for 2012.

Note regarding missing data:

Law enforcement agencies throughout the State have made every effort to report their crime data as accurately as possible. However, some tables in this report will contain footnotes regarding data, which was not reported or not available for various reasons.

Questions or concerns regarding any portion of this report or the Oregon Uniform Crime Reporting Program may be addressed by contacting:

Jeffrey D. Bock, Manager
Oregon Uniform Crime Reporting
Criminal Justice Information Systems Division
3772 Portland Road NE, Bldg C
Salem, Oregon 97301
(503) 934-2342

July 2013

TABLE OF CONTENTS

	Page
INTRODUCTION	vii
SECTION - 1 STATEWIDE SUMMARY	1-1
Summary	1-3
2012 Criminal Offenses by Population Center	1-5
Chart - Total Reported Offenses - January through December 2012	1-6
Reported Offenses	1-7
Map - Oregon County Map	1-8
County Five Year Profile of Total Crimes	1-9
Chart - Total Reported Arrests - January through December 2012	1-10
Reported Arrests	1-11
Index Crime Offenses	1-12
Chart - Total Reported Index Crime Offenses	1-12
Index Crime Arrests.....	1-13
Chart - Total Reported Index Crime Arrests	1-13
Map - Oregon County Map	1-14
County Five-Year Profile of Index Crime	1-15
Statewide Offenses by Day of Week, 2012	1-16
Statewide Offenses by Month, 2012	1-17
Statewide Offenses by Type of Location, 2012	1-18
Ten-Year Crime Rates by Crime Category.....	1-19

	Page
Report of Criminal Offenses Motivated by Prejudice January through December 2012	1-21
Oregon Bias Crime Statistics Summary January through December 2012	1-23
Chart - Bias Crime Total by Month January through December 2012 Compared to January through December 2011	1-24
Chart - Bias Crime by Type of Prejudice January through December 2012 Compared to January through December 2011	1-24
Reported Incidents by Month	1-25
Reported Incidents by Type of Crime	1-25
Reported Incidents by Type of Prejudice	1-25
Number and Description of Victims	1-26
Number and Description of Offenders	1-26
Chart - Crimes Motivated by Prejudice by County January through December 2011 and 2012	1-27
Reported Incidents by County of Occurrence	1-28

SECTION - 2 STATEWIDE CRIMES AGAINST PERSONS OFFENSE and ARREST PROFILE	2-1
Oregon Crime Clock	2-3
Chart - Statewide Crimes Against Persons, 2012	2-4
Statewide Crimes Against Persons, 2012 Offenses, Arrests and Property Loss by Crime	2-5
Map - Oregon County Map	2-6
County Five Year Profile of Crimes Against Persons	2-7
Statewide Ten Year Offense, Population and Rate Profile	2-8

	Page
Rates of Crimes Against Persons by County	2-9
Homicides - State of Oregon by County	2-10
SECTION - 3 STATEWIDE CRIMES AGAINST PROPERTY OFFENSE and ARREST PROFILE	3-1
Oregon Crime Clock.....	3-3
Chart - Statewide Crimes Against Property, 2012	3-4
Statewide Crimes Against Property, 2012 Offense, Arrests and Property Loss by Crime	3-5
Map – Oregon County Map	3-6
County Five Year Profile of Crimes Against Property	3-7
Statewide Ten Year Offense, Population and Rate Profile	3-8
Rates of Crimes Against Property by County	3-9
SECTION - 4 STATEWIDE BEHAVIORAL CRIMES OFFENSE and ARREST PROFILE	4-1
Oregon Crime Clock	4-3
Chart - Statewide Behavioral Crimes, 2012	4-4
Statewide Behavioral Crimes, 2012 Offenses, Arrests and Property Loss by Crime	4-5
Map - Oregon County Map	4-6
County Five Year Profile of Behavioral Crimes	4-7
Statewide Ten Year Offense, Population and Rate Profile	4-8
Rates of Behavioral Crimes by County.....	4-9
Statewide Drug Law Offenses by Type of Drug and Activity, 2012	4-10
Statewide Drug Law Arrests by Type of Drug and Activity, 2012	4-10

Drug Offenses by County 2007 through 20124-11

D. U. I. I. Offenses by County 2007 through 20124-12

D. U. I. I. Offenses Distributed by County and Major Population Center, 2012 ...4-13

Statewide Traffic Crime, Fish & Game and Marine Violations4-14

**SECTION - 5 STATEWIDE REGULATORY OFFENSES
TRAFFIC CRIME, FISH & GAME, and MARINE VIOLATIONS**

(Section 5 is not included in this report. Refer to page 4-14)

SECTION - 6 STATEWIDE ARREST INFORMATION6-1

Number of Arrests by Age - State of Oregon, 20126-3

Number of Male Arrests by Age - State of Oregon, 20126-4

Number of Female Arrests by Age - State of Oregon, 20126-5

Number of Arrests by Race - State of Oregon, 20126-7

**SECTION - 7 STATEWIDE LAW ENFORCEMENT EMPLOYEES and
OFFICER ASSAULTED INFORMATION**

(Section 7 is not included in this report)

SECTION - 8 AGENCY SUMMARY and DETAIL TABLES8-1

SECTION - 9 ABBREVIATED CRIME REPORTING DEFINITIONS9-1

Crimes Against Persons9-3

Crimes Against Property9-4

Behavioral Crimes9-5

SECTION – 10 DOMESTIC DISTURBANCE REPORTING JAN – DEC 2012

(Section 10 is not included in this report)

This page intentionally left blank

INTRODUCTION

The Oregon Uniform Crime Reporting (OUCR) program presents information in offense and arrest groupings of **Crimes Against Persons**, **Crimes Against Property** and **Behavioral Crimes**.

The offense groups are described below.

Crimes Against Persons: Criminal offenses where the victim is present and the act is violent, threatening or has the potential of being physically harmful.

Willful Murder	Kidnapping
Negligent Homicide	Robbery
Rape	Aggravated Assault
Other Sex Crimes	Simple Assault

Crimes Against Property: Criminal offenses that involve taking something of value by theft, deception or the destruction of property.

Burglary	Fraud
Larceny	Embezzlement
Motor Vehicle Theft	Stolen Property (Buy, Sell, Possess)
Arson	Vandalism
Forgery/Counterfeit	

Behavioral Crimes: Crimes that represent society's prohibitions on engaging in certain types of activity, such as criminal offenses that violate laws relating to personal conduct, responsibility and public order. Although not necessarily violent or property offenses in themselves, they may often contribute to other criminal acts.

Weapons Regulation Laws	Liquor Laws
Prostitution	Disorderly Conduct
Drug Laws	All Other Offenses (Except Traffic)
Gambling	Curfew
Offenses Against Family	Runaway Juveniles
D. U. I. I.	

Traffic Crime, Fish & Game, and Marine Violations: These three areas will be shown separately and are not included in crime totals listed above.

This page is intentionally blank.

SECTION 1

STATEWIDE SUMMARY

This section presents an overview of Statewide Statistics relating to criminal Offenses and Arrests for 2012.

This page is intentionally blank.

SUMMARY

CRIME IN OREGON

Crime in Oregon increased 1.0% overall in 2012 when compared to 2011. Overall crime increased in 21 of the 36 counties in Oregon.

The counties of Clackamas, Lane, Marion, Multnomah and Washington represent 60.5% of the State's population. These 5 counties reported 57.6% of the total crime in Oregon and 62.3% of the total Crimes Against Persons. If these 5 counties are excluded, crime in the rest of the State decreased overall by 1.5% in 2012.

OREGON POPULATION

Population estimates for Oregon are provided by the Population Research Center, College of Urban and Public Affairs, Portland State University. Total Oregon population for 2012 statistics is 3,883,735. Population in 2011 was 3,857,625. This is an overall increase in population of 0.7%.

CRIMES AGAINST PERSONS

Crimes Against Persons decreased 1.5% from 2011 to 2012.

DECREASES REPORTED:

Rape, Other Sex Crimes and Simple Assault.

INCREASES REPORTED:

Homicide, Negligent Homicide, Kidnapping, and Robbery.

Aggravated Assault was unchanged.

CRIMES AGAINST PROPERTY

Crimes Against Property increased 2.8% (essentially no change) from 2011 to 2012.

DECREASES REPORTED:

Forgery/Counterfeit and Vandalism.

INCREASES REPORTED:

Burglary, Larceny, Motor Vehicle Theft, Arson, Fraud, Embezzlement and Stolen Property (possession of, buying, selling).

BEHAVIORAL CRIMES

Behavioral Crimes decreased 0.5% from 2011 to 2012.

DECREASES REPORTED:

Gambling, Offenses Against Family, D.U.I.I., Liquor Laws, Curfew and Runaway Juveniles.

INCREASE REPORTED:

Weapon Laws, Prostitution, Drug Laws, Disorderly Conduct and "All Other".

INDEX CRIME RATE (see page 1-12)

The Crime Index was developed in the 1920's as a means of measuring crime on a national scale from one year to the next. Because laws define crimes differently between the individual states, 8 specific crimes were chosen to make up the Crime Index rather than including all reported crimes. The 8 crimes that make up the Crime Index are: Willful Murder, Forcible Rape, Robbery, Aggravated Assault, Burglary, Larceny (Theft), Motor Vehicle Theft and Arson. These 8 crimes were selected because they are generally defined the same by each state.

The Index Crime Rate is the "official" measurement of crime used nationally.

ARRESTS IN OREGON

Arrests = 139,996 (This excludes arrests for Traffic Crime, Fish & Game, or Marine)

The total number of arrests decreased 6.7% in 2012.

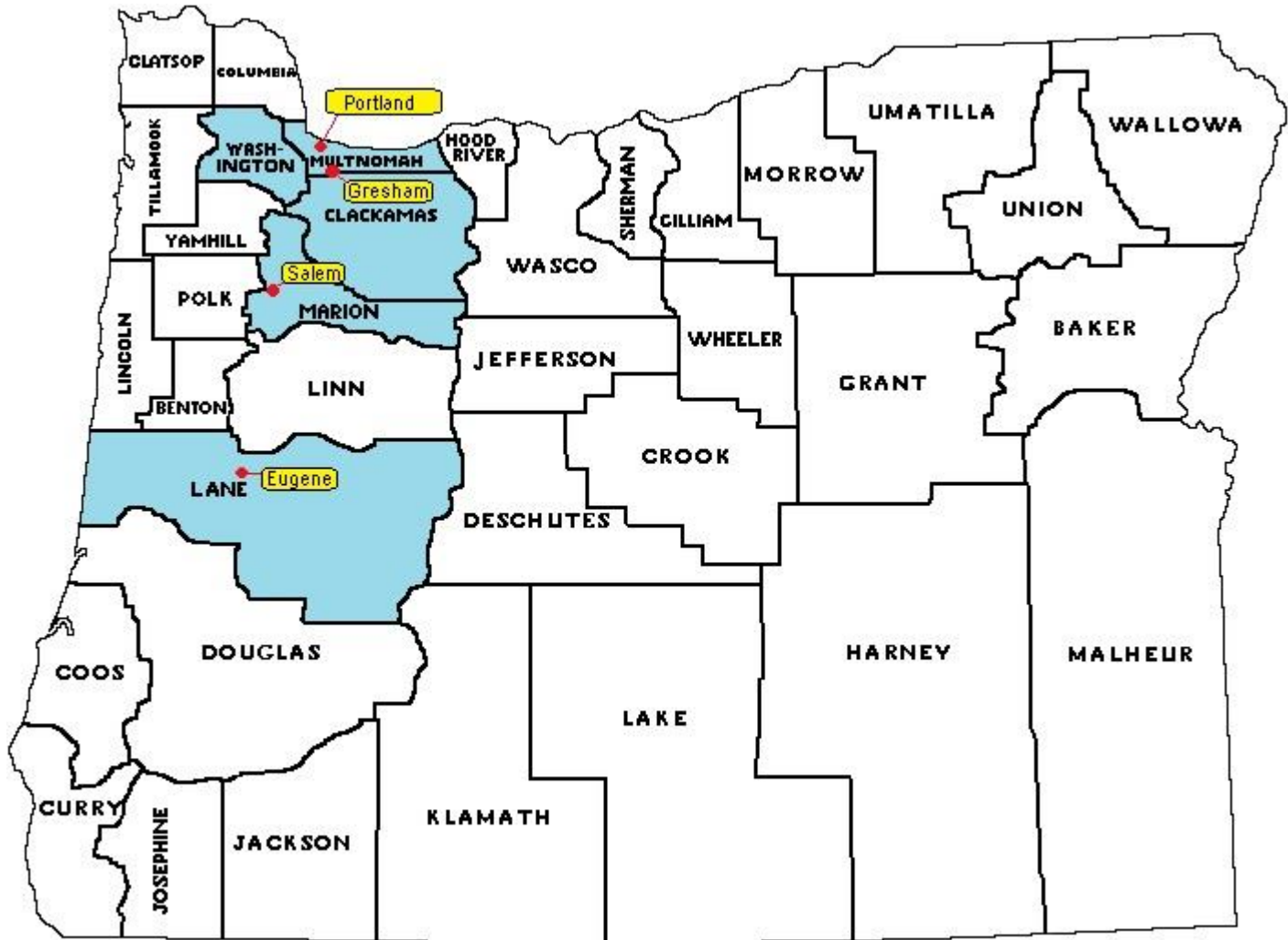
Arrests of Adults (persons 18 years and older) decreased 4.6%.

Arrests of Juveniles (persons 17 years and younger) decreased 18.2%.

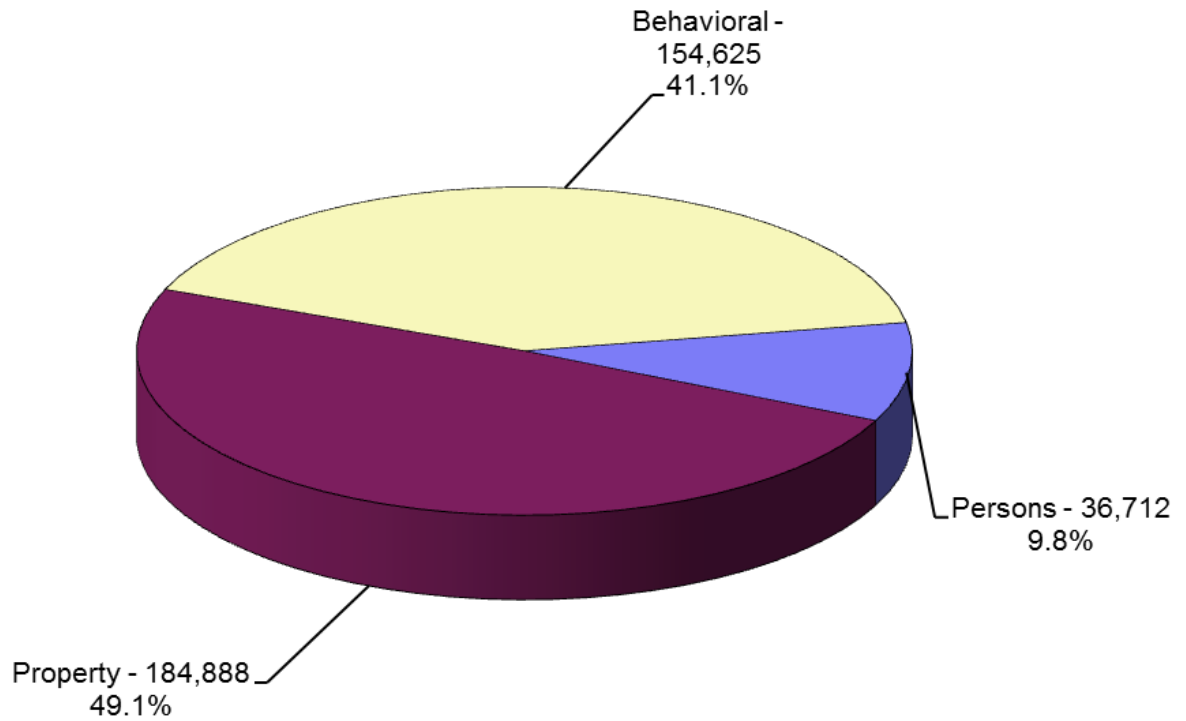
2012 CRIMINAL OFFENSES by POPULATION CENTER

The cities of Portland, Salem, Eugene and Gresham, combined have 25.9% of the Oregon population and reported 35.8% of the Crimes Against Persons, 36.8% of the Crimes Against Property, 25.1% of Behavioral Crimes and 31.9% of the Crime Total.

Multnomah, Clackamas, Washington, Marion and Lane Counties contain 60.5% of the State's population and reported 57.6% of the Crime Total.



TOTAL REPORTED OFFENSES January through December 2012



Total Offenses = 376,225

NOTE: Due to rounding, percentages may not add up to 100%.

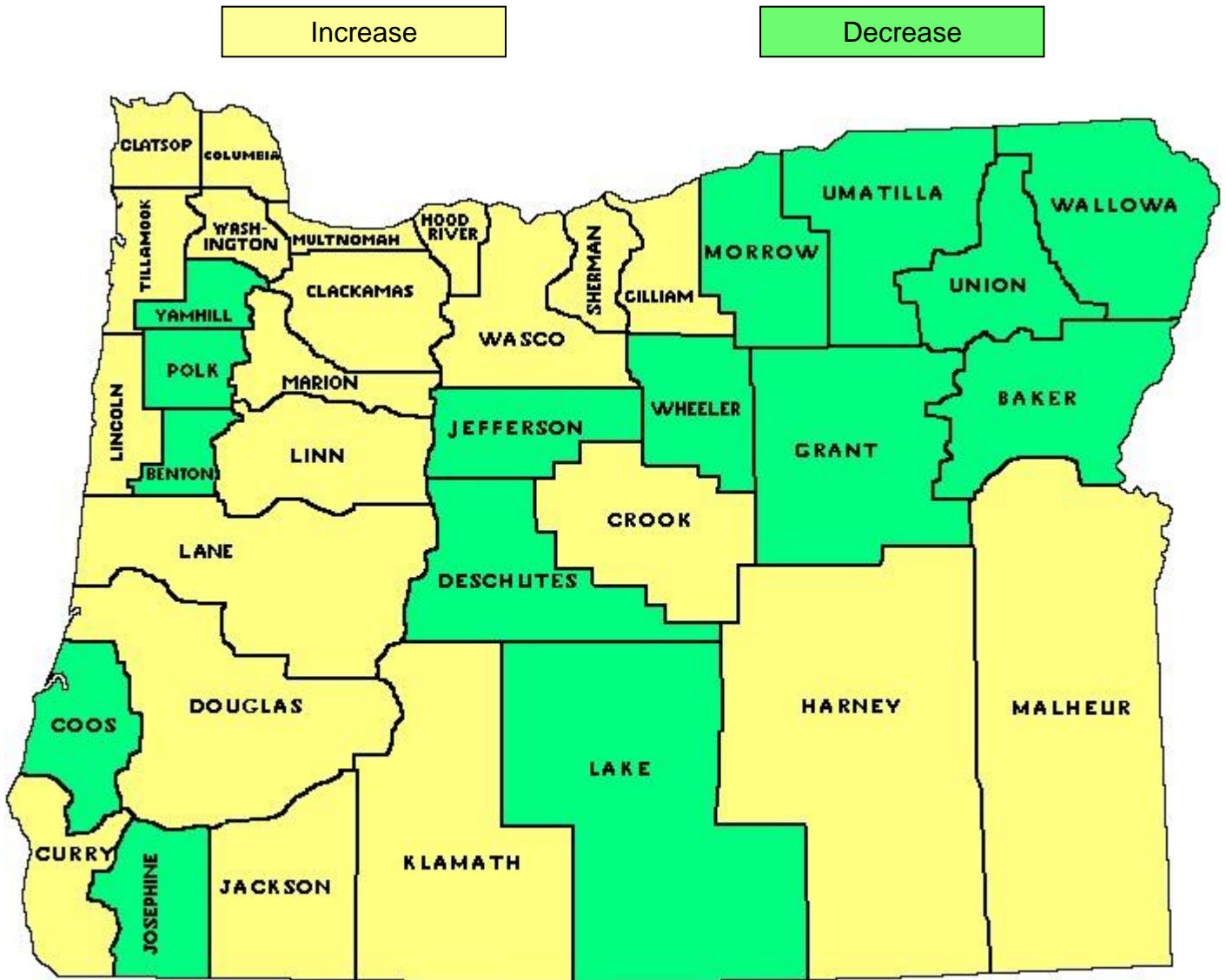
REPORTED OFFENSES

			PERCENT	RATE PER 10,000	
	2011	2012	CHANGE	2011	2012
CRIMES AGAINST PERSONS					
Willful Murder *	84	98	16.7%	0.2	0.3
Negligent Homicide (1)	17	19	11.8%	0.0	0.0
Forcible Rape *	1,171	1,132	-3.3%	3.0	2.9
Other Sex Offenses	5,712	5,167	-9.5%	14.8	13.3
Kidnapping	396	407	2.8%	1.0	1.0
Robbery *	2,204	2,433	10.4%	5.7	6.3
Aggravated Assault *	6,075	6,075	0.0%	15.7	15.6
Simple Assault	21,617	21,381	-1.1%	56.0	55.1
TOTAL	37,276	36,712	-1.5%	96.6	94.5
CRIMES AGAINST PROPERTY					
Burglary *	20,029	21,554	7.6%	51.9	55.5
Larceny *	90,829	94,239	3.8%	235.5	242.7
Motor Vehicle Theft *	9,814	11,061	12.7%	25.4	28.5
Arson *	990	1,004	1.4%	2.6	2.6
Forgery/Counterfeiting	4,902	4,894	-0.2%	12.7	12.6
Fraud	14,229	14,319	0.6%	36.9	36.9
Embezzlement	337	338	0.3%	0.9	0.9
Stolen Property	741	909	22.7%	1.9	2.3
Vandalism	38,025	36,570	-3.8%	98.6	94.2
TOTAL	179,896	184,888	2.8%	466.3	476.1
BEHAVIORAL CRIMES					
Weapon Laws	3,294	3,578	8.6%	8.5	9.2
Prostitution	354	429	21.2%	0.9	1.1
Drug Laws	30,049	30,419	1.2%	77.9	78.3
Gambling	9	5	-44.4%	0.0	0.0
Crimes Against Family	2,282	1,988	-12.9%	5.9	5.1
D.U.I.I.	21,567	20,418	-5.3%	55.9	52.6
Liquor Laws	12,436	11,894	-4.4%	32.2	30.6
Disorderly Conduct	22,072	22,604	2.4%	57.2	58.2
All Other (Except Traffic)	53,885	54,150	0.5%	139.7	139.4
Curfew	1,511	1,416	-6.3%	3.9	3.6
Runaway Juveniles	7,905	7,724	-2.3%	20.5	19.9
TOTAL	155,364	154,625	-0.5%	402.7	398.1
GRAND TOTAL	372,536	376,225	1.0%	965.7	968.7
* Index Total	131,196	137,596	4.9%	340.1	354.3
Traffic Crime	21,813	21,893	0.4%	56.5	56.4
Fish & Game Violations	966	1,037	7.3%	2.5	2.7
Marine Violations	174	98	-43.7%	0.5	0.3

(1) Negligent Homicide offenses do not include vehicular deaths

OREGON COUNTY MAP

All Reported Crimes, 2012

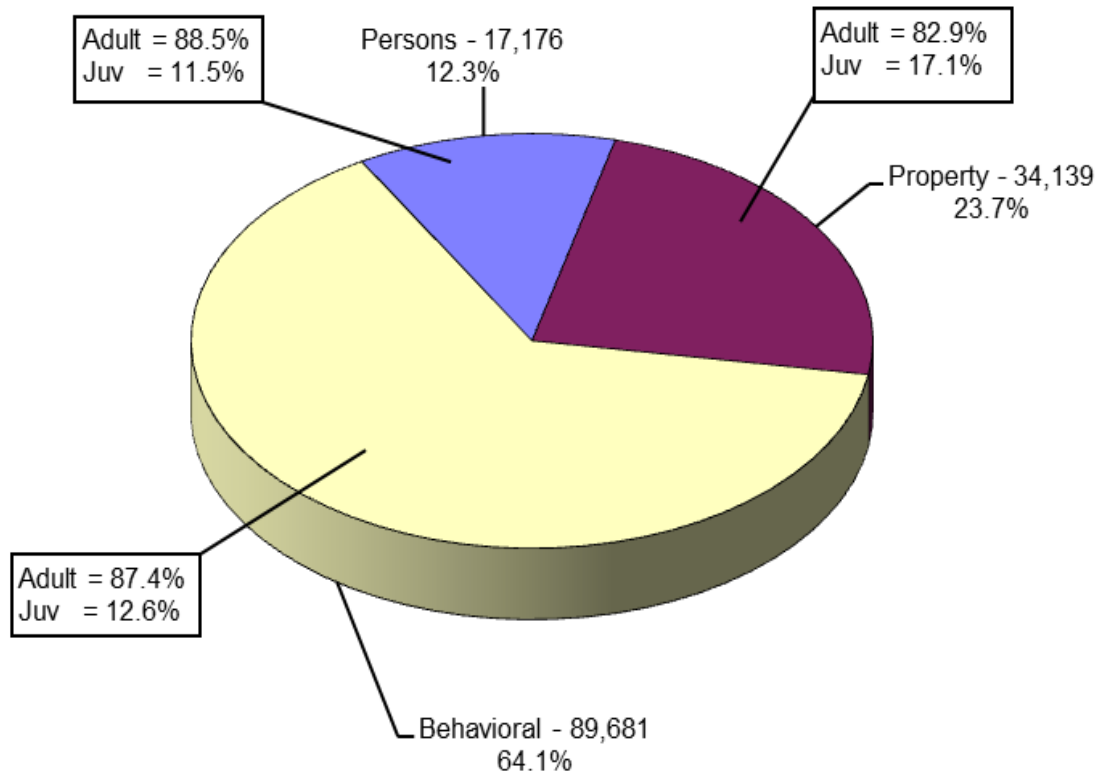


TOTAL OFFENSES BY COUNTY

	2008	2009	2010	2011	2012
BAKER	1,171	928	809	903	475
BENTON	7,550	7,601	8,116	8,909	7,471
CLACKAMAS	25,772	23,460	24,438	22,627	23,299
CLATSOP	5,682	5,473	5,213	4,174	4,773
COLUMBIA	2,663	2,849	3,063	2,842	3,200
COOS	8,268	7,816	7,194	7,982	7,114
CROOK	2,392	2,183	2,487	2,078	2,193
CURRY	1,428	1,576	1,757	2,130	2,245
DESCHUTES	15,274	15,769	16,026	16,949	16,064
DOUGLAS	10,827	10,140	10,417	11,468	12,141
GILLIAM	237	201	246	179	212
GRANT	544	481	438	472	379
HARNEY	779	720	691	725	745
HOOD RIVER	2,087	1,555	1,604	1,057	1,280
JACKSON	21,626	21,337	24,320	26,972	28,054
JEFFERSON	2,540	2,224	1,960	1,869	1,829
JOSEPHINE	7,211	7,178	7,435	8,112	7,378
KLAMATH	4,493	4,437	5,342	4,864	4,948
LAKE	552	425	459	566	395
LANE	43,704	39,875	38,196	39,678	40,990
LINCOLN	6,224	5,508	5,674	5,354	5,525
LINN	16,044	15,141	14,282	14,647	14,692
MALHEUR	4,637	4,151	4,207	4,190	4,273
MARION	38,109	35,091	33,270	31,204	31,298
MORROW	1,202	1,022	875	1,039	833
MULTNOMAH	86,474	80,223	79,419	83,732	86,676
POLK	8,870	8,326	8,122	8,253	7,917
SHERMAN	226	266	262	305	322
TILLAMOOK	2,330	2,253	2,279	2,152	2,179
UMATILLA	10,530	9,901	9,739	10,454	10,132
UNION	2,229	2,177	2,061	2,293	2,185
WALLOWA	378	273	299	239	172
WASCO	2,576	2,845	2,713	2,654	2,820
WASHINGTON	37,532	34,391	34,844	33,446	34,471
WHEELER	73	29	19	68	12
YAMHILL	8,377	7,806	8,100	7,950	7,533
TOTAL	390,611	365,631	366,376	372,536	376,225

TOTAL REPORTED ARRESTS

January through December 2012



TOTAL ARRESTS = 139,996

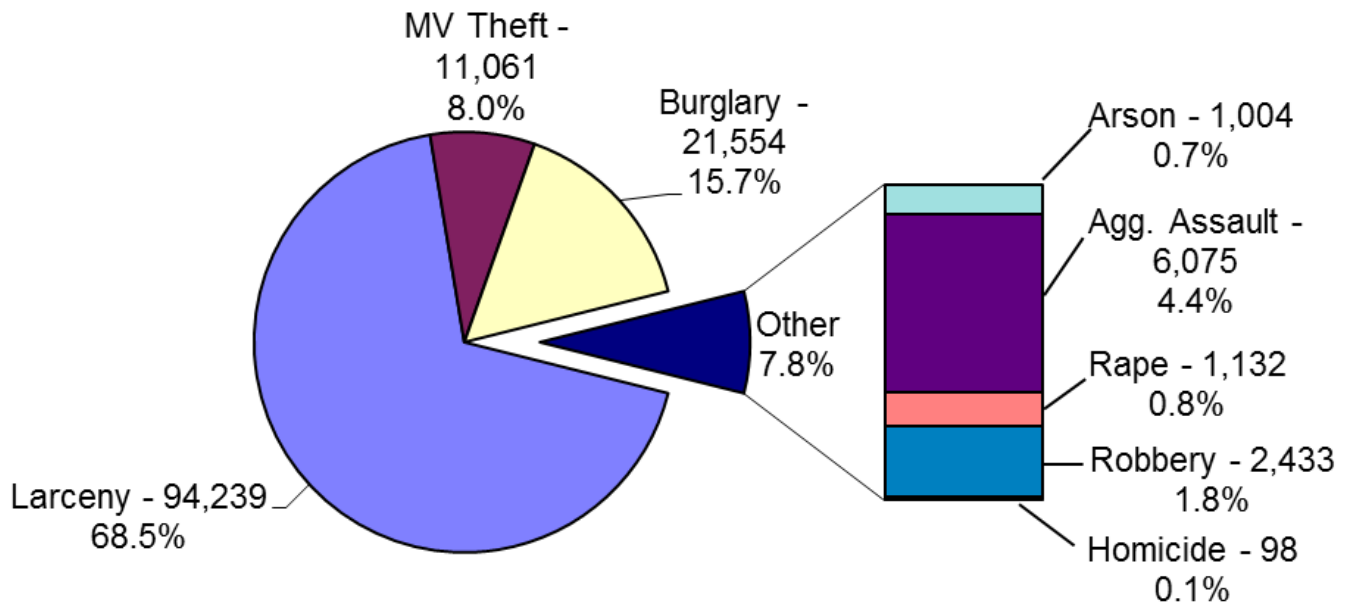
REPORTED ARRESTS							
	2011			2012			TOTAL
	ADULT	JUVENILE	TOTAL	ADULT	JUVENILE	TOTAL	PERCENT CHANGE
CRIMES AGAINST PERSONS							
Willful Murder *	68	3	71	70	3	73	2.8%
Negligent Homicide (1)	11	4	15	19	2	21	40.0%
Forcible Rape *	217	18	235	205	22	227	-3.4%
Other Sex Offenses	1,443	236	1,679	1,348	166	1,514	-9.8%
Kidnapping	47	5	52	32	4	36	-30.8%
Robbery *	811	105	916	901	152	1,053	15.0%
Aggravated Assault *	2,887	316	3,203	2,533	271	2,804	-12.5%
Simple Assault	11,441	1,562	13,003	10,092	1,356	11,448	-12.0%
TOTAL	16,925	2,249	19,174	15,200	1,976	17,176	-10.4%
CRIMES AGAINST PROPERTY							
Burglary *	2,131	492	2,623	1,954	474	2,428	-7.4%
Larceny *	16,996	4,343	21,339	17,580	3,592	21,172	-0.8%
Motor Vehicle Theft *	1,353	214	1,567	1,586	200	1,786	14.0%
Arson *	139	115	254	118	120	238	-6.3%
Forgery/Counterfeiting	831	16	847	822	17	839	-0.9%
Fraud	1,764	82	1,846	1,850	73	1,923	4.2%
Embezzlement	35	1	36	33	1	34	-5.6%
Stolen Property	336	52	388	389	67	456	17.5%
Vandalism	3,482	1,427	4,909	3,142	1,121	4,263	-13.2%
TOTAL	27,067	6,742	33,809	27,474	5,665	33,139	-2.0%
BEHAVIORAL CRIMES							
Weapon Laws	1,802	204	2,006	1,726	158	1,884	-6.1%
Prostitution	328	7	335	378	3	381	13.7%
Drug Laws	20,828	2,982	23,810	19,210	2,646	21,856	-8.2%
Gambling	5		5	2		2	-60.0%
Crimes Against Family	657	10	667	608	6	614	-7.9%
D.U.I.	19,158	105	19,263	17,151	100	17,251	-10.4%
Liquor Laws	11,710	2,682	14,392	11,534	2,226	13,760	-4.4%
Disorderly Conduct	9,725	1,416	11,141	9,578	1,113	10,691	-4.0%
All Other (Except Traffic)	18,639	3,565	22,204	18,193	2,611	20,804	-6.3%
Curfew		1,460	1,460		1,037	1,037	-29.0%
Runaway Juveniles		1,713	1,713		1,401	1,401	-18.2%
TOTAL	82,852	14,144	96,996	78,380	11,301	89,681	-7.5%
GRAND TOTAL	126,844	23,135	149,979	121,054	18,942	139,996	-6.7%
* Index Total	24,602	5,606	30,208	24,947	4,834	29,781	-1.4%
Traffic Crime	9909	195	10,104	8,927	135	9,062	-10.3%
Fish & Game Violations	1003	46	1,049	1,014	29	1,043	-0.6%
Marine Violations	142	6	148	68	1	69	-53.4%

(1) Negligent Homicide arrests include both vehicular and non-vehicular circumstances.

INDEX CRIME OFFENSES

INDEX			PERCENT	RATE PER 10,000	
	2011	2012	CHANGE	2011	2012
Willful Murder	84	98	16.7%	0.2	0.3
Forcible Rape	1,171	1,132	-3.3%	3.0	2.9
Robbery	2,204	2,433	10.4%	5.7	6.3
Aggravated Assault	6,075	6,075	0.0%	15.7	15.6
Total Violent Index	9,534	9,738	2.1%	24.7	25.1
Burglary	20,029	21,554	7.6%	51.9	55.5
Larceny	90,829	94,239	3.8%	235.5	242.7
Motor Vehicle Theft	9,814	11,061	12.7%	25.4	28.5
Arson	990	1,004	1.4%	2.6	2.6
Total Property Index	121,662	127,858	5.1%	315.4	329.2
INDEX TOTAL	131,196	137,596	4.9%	340.1	354.3

TOTAL REPORTED INDEX CRIME OFFENSES January through December 2012

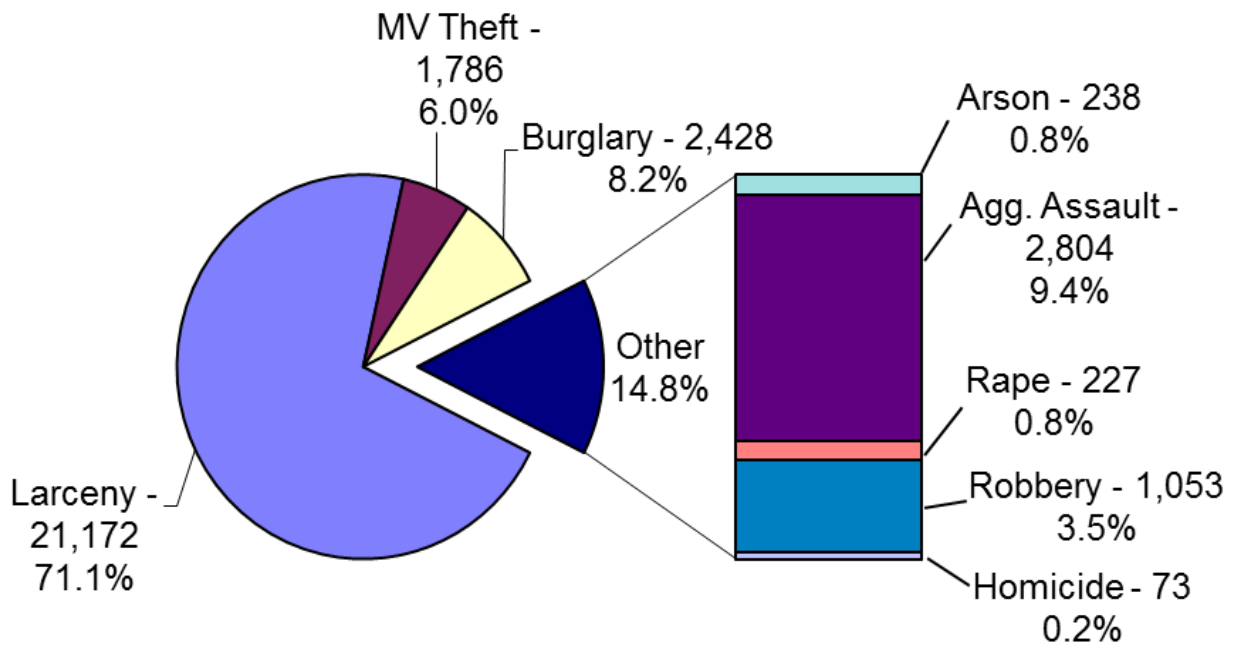


TOTAL INDEX CRIME = 137,596

INDEX CRIME ARRESTS

INDEX	2011			2012			PERCENT CHANGE
	ADULT	JUVENILE	TOTAL	ADULT	JUVENILE	TOTAL	
Willful Murder	68	3	71	70	3	73	2.8%
Forcible Rape	217	18	235	205	22	227	-3.4%
Robbery	811	105	916	901	152	1,053	15.0%
Aggravated Assault	2,887	316	3,203	2,533	271	2,804	-12.5%
Total Violent Index	3,983	442	4,425	3,709	448	4,157	-6.1%
Burglary	2,131	492	2,623	1,954	474	2,428	-7.4%
Larceny	16,996	4,343	21,339	17,580	3,592	21,172	-0.8%
Motor Vehicle Theft	1,353	214	1,567	1,586	200	1,786	14.0%
Arson	139	115	254	118	120	238	-6.3%
Total Property Index	20,619	5,164	25,783	21,238	4,386	25,624	-0.6%
INDEX TOTAL	24,602	5,606	30,208	24,947	4,834	29,781	-1.4%

TOTAL REPORTED INDEX CRIME ARRESTS January through December 2012



TOTAL INDEX ARRESTS = 29,781

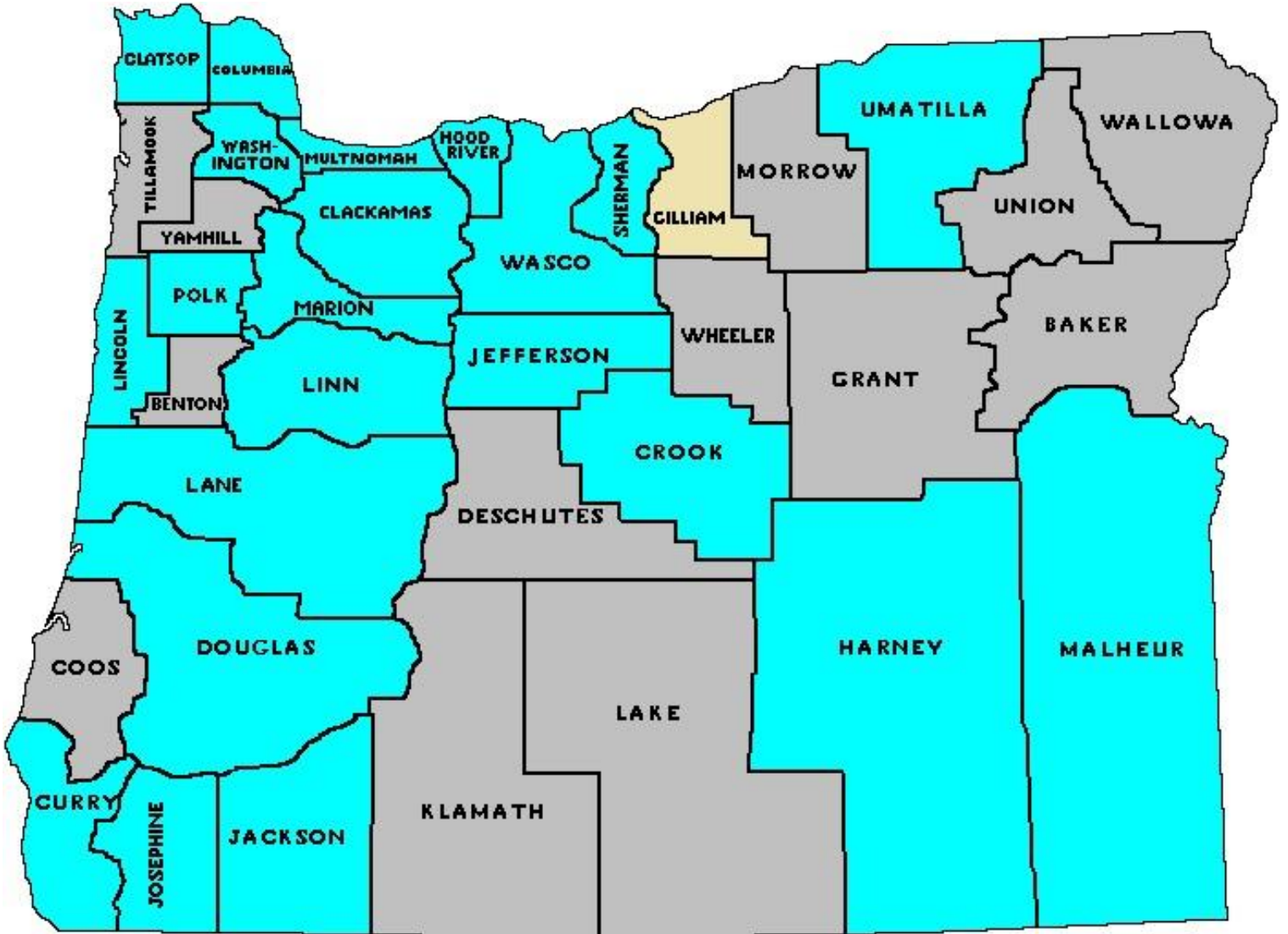
OREGON COUNTY MAP

Index Crimes, 2012

Increase

No Change

Decrease



COUNTY FIVE YEAR PROFILE OF INDEX CRIMES

	2008	2009	2010	2011	2012
BAKER	143	150	238	229	99
BENTON	2,224	2,468	2,031	2,527	2,070
CLACKAMAS	10,358	9,981	10,498	9,522	10,082
CLATSOP	1,429	1,603	1,520	1,184	1,329
COLUMBIA	736	752	821	754	1,019
COOS	1,894	1,716	2,050	2,240	2,166
CROOK	578	480	525	431	508
CURRY	395	371	487	425	513
DESCHUTES	5,321	5,207	5,613	5,793	5,433
DOUGLAS	2,487	2,437	2,463	3,078	3,394
GILLIAM	55	23	21	18	18
GRANT	121	89	68	70	65
HARNEY	129	135	151	178	189
HOOD RIVER	520	379	406	237	289
JACKSON	6,331	6,273	6,905	8,074	8,845
JEFFERSON	604	538	595	499	556
JOSEPHINE	2,721	2,398	2,511	2,972	3,151
KLAMATH	1,445	1,492	1,821	1,651	1,635
LAKE	145	96	104	111	88
LANE	18,075	15,659	12,664	13,228	13,891
LINCOLN	1,839	1,567	1,547	1,546	1,650
LINN	4,146	3,859	3,643	3,839	4,124
MALHEUR	1,163	925	1,037	1,226	1,265
MARION	13,200	12,223	10,868	9,971	11,829
MORROW	326	249	206	337	287
MULTNOMAH	40,003	36,519	38,672	40,479	41,966
POLK	2,454	2,366	2,080	2,312	2,371
SHERMAN	53	41	47	37	50
TILLAMOOK	624	663	629	593	562
UMATILLA	2,728	2,379	2,546	2,674	2,749
UNION	688	631	584	792	728
WALLOWA	97	69	71	58	40
WASCO	774	822	908	742	884
WASHINGTON	12,835	11,104	11,849	10,936	11,552
WHEELER	18	0	0	7	1
YAMHILL	2,335	2,156	2,317	2,426	2,198
TOTAL	138,994	127,820	128,496	131,196	137,596

STATEWIDE OFFENSES by DAY OF WEEK, 2012

CLASSIFICATION OF OFFENSES PART 1 & PART 2	OFFENSE COUNT	SUNDAY	MONDAY	TUESDAY	WEDNESDAY	THURSDAY	FRIDAY	SATURDAY
HOMICIDE								
WILLFUL MURDER	79	15	11	25	6	7	6	9
AGGRAVATED MURDER	19	-	2	-	4	5	3	5
NEGL. NON-TRAFFIC	19	2	2	7	-	3	2	3
TOTAL	117	17	15	32	10	15	11	17
RAPE (FORCIBLE)								
FORCIBLE	1,065	176	153	126	143	143	157	167
ATTEMPT RAPE-FORCE	67	10	9	8	8	14	6	12
TOTAL	1,132	186	162	134	151	157	163	179
ROBBERY								
HIGHWAY	760	111	125	93	95	115	105	116
BUSINESS	753	97	112	120	105	102	106	111
SERVICE STATION	21	2	5	3	-	1	2	8
CONVENIENCE STORE	101	22	11	16	10	9	7	26
RESIDENCE	239	33	39	39	35	39	24	30
BANK	95	3	22	10	16	15	27	2
OTHER	464	53	58	54	80	65	79	75
TOTAL	2,433	321	372	335	341	346	350	368
AGGRAVATED ASSAULT								
AGGRAVATED	5,963	1,082	776	686	813	723	871	1,012
ATTEMPTED MURDER	112	16	11	10	20	15	22	18
TOTAL	6,075	1,098	787	696	833	738	893	1,030
BURGLARY								
RESIDENCE	14,466	2,029	2,027	1,994	2,129	2,146	2,202	1,939
BUSINESS	3,659	535	607	460	479	526	538	514
OTHER STRUCTURE	3,429	497	497	475	450	512	505	493
TOTAL	21,554	3,061	3,131	2,929	3,058	3,184	3,245	2,946
LARCENY								
PICKPOCKET	318	43	34	44	47	46	42	62
PURSESNATCH	312	39	47	40	48	39	55	44
SHOPLIFT	18,989	2,236	2,546	2,666	2,780	2,760	3,043	2,958
FROM MOTOR VEHICLE	25,895	3,858	3,692	3,575	3,688	3,736	3,721	3,625
MOTOR VEH. PART/ACC.	4,190	622	573	597	637	585	564	612
BICYCLES	7,291	998	1,102	1,082	1,079	1,044	1,006	980
FROM PUBLIC BUILDING	7,287	934	1,029	1,069	1,110	1,083	1,133	929
FROM COIN-OP MACHINE	233	38	42	37	38	28	24	26
ALL OTHERS	29,724	3,930	4,400	4,103	4,484	4,336	4,519	3,952
TOTAL	94,239	12,698	13,465	13,213	13,911	13,657	14,107	13,188
MOTOR VEHICLE THEFT								
AUTOMOBILES	7,265	1,072	1,028	978	1,069	981	1,037	1,100
TRUCKS AND BUSES	2,705	412	382	354	380	402	389	386
MOTORCYCLES	757	129	109	105	115	100	101	98
SNOWMOBILES	17	-	1	-	6	7	3	-
OTHER VEHICLES	317	52	40	43	40	62	43	37
TOTAL	11,061	1,665	1,560	1,480	1,610	1,552	1,573	1,621
SIMPLE ASSAULT								
ARSON	1,004	158	166	155	112	124	145	144
FORGERY/COUNTERFEIT	4,894	532	768	739	752	752	785	566
FRAUD	14,319	1,734	2,194	2,151	2,273	2,152	2,178	1,637
EMBEZZLEMENT	338	62	34	38	69	55	39	41
STOLEN PROPERTY	909	107	137	138	155	146	123	103
VANDALISM	36,570	5,327	5,204	4,958	5,151	5,156	5,405	5,369
WEAPON LAWS	3,578	494	462	468	500	536	559	559
PROSTITUTION	429	21	40	69	82	119	67	31
SEX CRIMES	5,167	792	730	646	752	769	807	671
DRUG LAWS	30,419	3,551	3,860	4,122	4,503	4,826	5,088	4,469
GAMBLING	5	1	-	1	-	-	2	1
OFF. AGAINST FAMILY	1,988	207	263	314	327	327	342	208
DRIVING UNDER INFLUENCE	20,418	4,212	1,967	1,835	2,038	2,286	3,362	4,718
LIQUOR LAWS	11,894	1,707	1,040	1,130	1,509	1,607	2,304	2,597
DISORDERLY CONDUCT	22,604	3,412	2,842	2,882	3,012	3,071	3,503	3,882
KIDNAPPING	407	61	66	60	48	60	53	59
ALL OTHER	54,150	6,845	7,657	7,807	8,219	8,001	8,113	7,508
CURFEW	1,416	286	169	154	197	152	195	263
RUNAWAY	7,724	937	1,168	1,092	1,120	1,125	1,297	985
GRAND TOTAL	376,225	53,035	51,006	50,295	53,603	53,727	57,881	56,678

STATEWIDE OFFENSES by MONTH, 2012

CLASSIFICATION OF OFFENSES	JAN	FEB	MAR	APR	MAY	JUN	JUL	AUG	SEP	OCT	NOV	DEC	TOTAL
PART 1 & PART 2													
HOMICIDE													
WILLFUL MURDER	6	5	7	5	13	7	12	5	4	9	2	4	79
AGGRAVATED MURDER	1	1	-	3	2	1	4	1	2	2	1	1	19
NEGL. NON-TRAFFIC	2	5	-	2	-	2	2	3	3	-	-	-	19
TOTAL	9	11	7	10	15	10	18	9	9	11	3	5	117
RAPE (FORCIBLE)													
FORCIBLE	119	92	90	78	95	92	86	84	108	90	75	56	1,065
ATTEMPT RAPE-FORCE	7	6	5	5	4	6	3	6	6	5	7	7	67
TOTAL	126	98	95	83	99	98	89	90	114	95	82	63	1,132
ROBBERY													
HIGHWAY	75	58	50	65	59	68	69	65	78	61	68	44	760
BUSINESS	90	59	61	60	61	56	60	50	52	62	75	67	753
SERVICE STATION	3	2	-	1	2	4	2	1	1	-	3	2	21
CONVENIENCE STORE	12	4	7	8	5	6	18	5	4	12	15	5	101
RESIDENCE	19	20	23	21	18	20	32	20	19	13	14	20	239
BANK	5	10	11	10	7	6	6	6	9	7	10	8	95
OTHER	36	44	36	39	37	51	43	36	34	34	43	31	464
TOTAL	240	197	188	204	189	211	230	183	197	189	228	177	2,433
AGGRAVATED ASSAULT													
AGGRAVATED	508	436	527	507	529	508	542	568	535	488	417	398	5,963
ATTEMPTED MURDER	12	12	11	16	7	3	8	14	12	7	6	4	112
TOTAL	520	448	538	523	536	511	550	582	547	495	423	402	6,075
BURGLARY													
RESIDENCE	1,362	1,089	1,162	1,234	1,308	1,233	1,308	1,326	1,147	1,169	1,058	1,070	14,466
BUSINESS	352	285	337	314	303	273	306	303	295	304	280	307	3,659
OTHER STRUCTURE	290	277	283	260	328	282	288	292	243	291	312	283	3,429
TOTAL	2,004	1,651	1,782	1,808	1,939	1,788	1,902	1,921	1,685	1,764	1,650	1,660	21,554
LARCENY													
PICKPOCKET	27	16	24	28	24	22	37	33	17	22	46	22	318
PURSESNAATCH	22	26	16	25	27	19	31	31	36	30	19	30	312
SHOPLIFT	1,547	1,461	1,531	1,547	1,675	1,508	1,619	1,599	1,546	1,610	1,656	1,690	18,989
FROM MOTOR VEHICLE	2,542	2,299	2,079	2,257	2,189	1,947	1,971	1,920	1,926	2,338	2,186	2,241	25,895
MOTOR VEH. PART/ACC.	486	383	298	351	347	310	321	374	348	357	303	312	4,190
BICYCLES	402	346	288	479	588	670	740	916	914	920	602	426	7,291
FROM PUBLIC BUILDING	596	580	632	663	652	597	552	580	607	682	567	579	7,287
FROM COIN-OP MACHINE	21	24	18	22	14	13	18	18	30	24	18	13	233
ALL OTHERS	2,466	2,221	2,395	2,475	2,662	2,545	2,747	2,761	2,479	2,460	2,167	2,346	29,724
TOTAL	8,109	7,356	7,281	7,847	8,178	7,631	8,036	8,232	7,903	8,443	7,564	7,659	94,239
MOTOR VEHICLE THEFT													
AUTOMOBILES	730	537	438	502	569	637	600	680	624	728	649	571	7,265
TRUCKS AND BUSES	253	219	205	190	185	223	197	261	261	249	225	237	2,705
MOTORCYCLES	49	49	49	56	65	53	70	88	104	62	59	53	757
SNOWMOBILES	1	1	-	1	3	-	-	4	-	1	2	4	17
OTHER VEHICLES	20	17	36	23	34	28	32	33	25	34	23	12	317
TOTAL	1,053	823	728	772	856	941	899	1,066	1,014	1,074	958	877	11,061
SIMPLE ASSAULT													
ARSON	97	79	83	68	91	92	101	111	77	107	53	45	1,004
FORGERY/COUNTERFEIT	400	376	433	445	363	419	402	392	410	403	402	449	4,894
FRAUD	1,384	1,347	1,238	1,242	1,169	1,220	1,127	1,165	1,066	1,205	1,085	1,071	14,319
EMBEZZLEMENT	37	16	23	28	26	49	24	28	21	25	30	31	338
STOLEN PROPERTY	85	89	63	71	76	82	89	70	64	73	67	80	909
VANDALISM	3,268	3,410	3,159	3,106	3,269	3,183	3,232	3,089	2,780	2,767	2,627	2,680	36,570
WEAPON LAWS	357	282	310	286	293	279	319	334	286	308	245	279	3,578
PROSTITUTION	45	43	31	22	43	64	27	27	29	28	50	20	429
SEX CRIMES	538	451	450	436	454	437	473	411	454	385	359	319	5,167
DRUG LAWS	2,570	2,656	2,672	2,618	2,646	2,359	2,403	2,498	2,372	2,710	2,564	2,351	30,419
GAMBLING	-	1	-	-	-	-	-	-	2	1	-	1	5
OFF. AGAINST FAMILY	168	195	212	179	205	219	141	193	125	139	100	112	1,988
DRIVING UNDER INFLUENCE	1,778	1,753	1,794	1,789	1,785	1,717	1,747	1,654	1,652	1,634	1,485	1,630	20,418
LIQUOR LAWS	866	915	965	1,027	1,271	1,136	1,090	1,238	1,074	1,044	725	543	11,894
DISORDERLY CONDUCT	1,865	1,746	1,882	1,990	2,004	1,957	2,081	2,017	2,002	1,804	1,634	1,622	22,604
KIDNAPPING	27	34	38	36	26	40	43	37	28	36	28	34	407
ALL OTHER	4,357	4,280	4,381	4,682	4,739	4,567	5,090	5,072	4,655	4,614	3,953	3,760	54,150
CURFEW	89	97	110	123	113	176	192	173	95	106	74	68	1,416
RUNAWAY	680	653	679	716	796	660	590	578	574	721	581	496	7,724
GRAND TOTAL	32,524	30,675	30,937	31,923	33,111	31,689	32,888	33,046	31,082	31,849	28,508	27,993	376,225

STATEWIDE OFFENSES by TYPE OF LOCATION, 2012

	HOM	RAPE & SEX	ROBB	ASLT	BURG	LARC	MVT	ARSON	F/F/E	VAND	DRUGS	LIQR. & DIS CON	ALL OTHER	TOTAL
SINGLE FAMILY RESID.	44	2,900	194	10,667	12,170	14,509	1,082	180	3,473	6,888	3,472	5,546	16,700	77,825
APT./PLEX/CONDOMINIUM	5	864	71	3,710	2,189	3,001	262	45	592	1,682	1,425	2,123	5,448	21,417
CLUB/DORMITORY	1	54	2	177	91	319	6	4	40	119	74	142	368	1,397
CABIN	-	3	1	11	30	16	3	1	2	15	6	9	14	111
HOTEL/MOTEL	3	110	36	324	124	659	29	6	139	198	449	230	754	3,061
PUBLIC SAFETY FACIL.	-	41	-	280	4	68	4	3	32	133	353	94	6,395	7,407
GOVT. OFFICE/SERVICE	1	23	2	108	42	284	6	6	96	247	122	157	910	2,004
PUB.SCHOOL/COLLEGE	-	229	12	952	280	2,788	26	121	60	1,376	1,356	1,087	997	9,284
AUDITORIUM	-	1	-	13	8	36	-	-	2	18	10	14	14	116
AIRPORT/DEPOT	-	9	28	104	9	233	8	6	161	60	129	225	318	1,290
CHURCH	-	17	1	51	183	253	11	10	16	309	21	42	121	1,035
PVT.SCHOOL/COLLEGE	-	10	1	29	22	88	-	-	5	86	21	16	42	320
HOSPITAL	-	20	2	139	6	227	2	2	102	60	72	154	550	1,336
RESTAURANT	-	15	110	223	326	1,557	19	11	600	449	162	438	504	4,414
THEATER	-	9	-	8	5	46	1	-	9	29	1	20	12	140
B ALLEY/RINK/ARCADE	-	1	3	35	7	112	2	-	70	29	76	28	68	431
NIGHT CLUB/TAVERN	2	27	35	745	112	1,272	27	6	260	285	179	799	591	4,340
FINANCIAL	-	1	63	20	10	287	1	-	1,072	81	18	30	55	1,638
SERVICES	1	19	25	84	166	949	36	5	727	328	122	123	292	2,877
MEDICAL/DENTAL	-	11	3	34	107	204	2	2	54	131	33	48	86	715
PHARMACY/DRUGSTORE	1	5	89	67	70	749	4	3	342	78	245	86	115	1,854
GROCERY	1	14	177	133	75	6,897	9	3	854	157	385	329	921	9,955
CONVENIENCE STORE	-	5	70	78	116	1,410	9	2	379	207	129	305	430	3,140
DEPARTMENT/VARIETY	-	18	195	134	156	8,483	18	7	1,070	377	570	208	915	12,151
APPAREL	-	2	16	8	23	418	1	-	48	48	18	8	39	629
JEWELRY/CAMERA	-	-	2	-	24	58	-	-	12	14	1	1	6	118
FURNITURE/APPLIANCE	-	-	-	3	16	38	-	1	16	23	-	3	4	104
HARDWARE/SPORT.GOODS	-	-	9	4	35	295	3	-	62	37	20	2	42	509
MOTOR VEHICLE SALES	-	15	6	48	115	2,053	269	6	105	885	151	36	235	3,924
MARINE	-	-	-	3	6	29	2	-	-	3	-	4	13	60
CONSTRUCTION	-	1	1	4	144	283	23	5	16	153	21	5	82	738
LIQUOR/BEVERAGE	-	-	6	3	24	128	-	-	17	26	3	20	32	259
OTHER BUSINESS	-	78	129	246	1,241	3,313	112	42	1,073	1,638	240	406	854	9,372
FACTORY/WAREHOUSE	-	3	25	15	315	1,050	19	4	83	247	58	8	103	1,930
OTH.RESIDENCE BLDGS.	-	29	2	43	996	287	52	13	12	264	38	14	98	1,848
OTHER FARM BLDGS.	-	1	1	10	228	115	36	4	1	56	12	3	54	521
DOCK/PIER/WHARF	-	-	1	3	9	53	1	-	1	20	5	4	17	114
OTHER BUILDINGS	-	13	5	26	538	346	26	13	53	419	60	47	191	1,737
STREET/ALLEY/SIDEWALK	17	319	601	3,750	74	11,979	2,796	104	827	6,830	8,573	5,690	16,727	58,287
FREEWAY	-	2	1	26	1	21	15	1	12	36	266	63	331	775
OTHER ROAD	2	29	16	282	3	262	85	10	45	353	920	463	2,173	4,643
BRIDGE/VIADUCT/TUNNEL	1	3	-	11	-	11	2	3	2	117	21	60	155	386
PARKING LOT/DRIVEWAY	7	148	188	1,585	119	16,202	4,145	82	308	6,430	2,104	1,416	5,604	38,338
GOLF COURSE	-	-	-	4	11	27	4	-	1	24	2	5	13	91
PARK/CAMPGROUND/BEACH	-	152	30	415	46	642	39	55	37	853	778	988	1,433	5,468
WATER/SHORELINE	-	9	1	45	2	103	4	2	3	34	55	83	164	505
CEMETARY	-	1	-	3	2	25	1	-	-	30	5	5	19	91
YARDS/RELATED AREA	4	62	12	354	52	2,856	161	50	16	1,403	158	256	2,036	7,420
DEV.FARMLAND/PASTURE	-	6	-	10	8	198	24	5	2	116	19	15	199	602
LOGGING SITE	-	-	-	2	1	36	1	2	-	7	-	-	10	59
WOODS/FOREST/MTS.	5	52	21	94	7	306	18	33	5	145	85	72	479	1,322
OTHER AREA	4	240	43	530	275	2,701	563	41	1,105	1,063	473	367	1,451	8,856
UNKNOWN	18	728	197	1,803	931	5,957	1,092	105	5,532	1,954	6,903	12,201	21,840	59,261
TOTAL	117	6,299	2,433	27,456	21,554	94,239	11,061	1,004	19,551	36,570	30,419	34,498	91,024	376,225

OFFENSE SUMMARY BY TIME OF OCCURRENCE

CLASSIFICATION OF OFFENSES PART 1 & PART 2	OFFENSE COUNT	MID TO	2 AM TO	4 AM TO	6 AM TO	8 AM TO	10 AM TO	12 N TO	2 PM TO	4 PM TO	6 PM TO	8 PM TO	10 PM TO	DAY	NIGHT	UNKNOWN
		2 AM	4 AM	6 AM	8 AM	10 AM	12 N	2 PM	4 PM	6 PM	8 PM	10 PM	12 MID			
HOMICIDE																
WILLFUL MURDER	79	8	4	9	-	1	4	12	5	2	7	15	2	24	45	10
AGGRAVATED MURDER	19	4	-	-	1	2	1	1	-	-	2	7	1	5	14	-
NEGL. NON-TRAFFIC	19	-	2	-	-	2	-	3	-	2	2	3	2	7	9	3
TOTAL	117	12	6	9	1	5	5	16	5	4	11	25	5	36	68	13
RAPE (FORCIBLE)																
FORCIBLE	1,065	74	42	27	15	32	45	105	68	52	49	181	61	317	434	314
ATTEMPT RAPE-FORCE	67	3	2	3	1	3	1	10	2	-	2	20	2	17	32	18
TOTAL	1,132	77	44	30	16	35	46	115	70	52	51	201	63	334	466	332
ROBBERY																
HIGHWAY	760	55	42	12	8	12	24	99	40	47	38	274	77	230	498	32
BUSINESS	753	28	14	7	6	10	42	187	72	89	76	175	32	406	332	15
SERVICE STATION	21	2	1	-	1	2	-	3	-	1	1	5	4	7	13	1
CONVENIENCE STORE	101	7	7	6	-	2	1	20	1	6	8	38	5	30	71	-
RESIDENCE	239	19	16	5	2	10	16	33	16	10	8	67	19	87	134	18
BANK	95	-	-	-	-	9	17	38	9	16	3	2	-	89	5	1
OTHER	464	32	24	13	9	10	18	57	41	39	66	86	43	174	264	26
TOTAL	2,433	143	104	43	26	55	118	437	179	208	200	647	180	1,023	1,317	93
AGGRAVATED ASSAULT																
AGGRAVATED	5,963	629	348	136	83	167	261	726	378	469	501	1,305	565	2,084	3,484	395
ATTEMPTED MURDER	112	10	-	3	7	2	8	14	8	7	11	27	9	46	60	6
TOTAL	6,075	639	348	139	90	169	269	740	386	476	512	1,332	574	2,130	3,544	401
BURGLARY																
RESIDENCE	14,466	742	253	156	267	667	699	3,083	819	863	671	1,859	441	6,398	4,122	3,946
BUSINESS	3,659	225	201	234	185	259	196	240	113	150	102	758	119	1,143	1,639	877
OTHER STRUCTURE	3,429	237	43	36	73	197	203	407	162	179	113	525	60	1,221	1,014	1,194
TOTAL	21,554	1,204	497	426	525	1,123	1,098	3,730	1,094	1,192	886	3,142	620	8,762	6,775	6,017
LARCENY																
PICKPOCKET	318	9	6	-	3	12	37	68	28	25	24	67	16	173	122	23
PURSES/NATCH	312	13	15	1	4	17	19	69	35	42	28	46	16	186	119	7
SHOPLIFT	18,989	379	191	103	134	458	1,125	4,655	2,756	3,018	2,383	2,461	609	12,146	6,126	717
FROM MOTOR VEHICLE	25,895	964	498	367	683	1,159	1,053	4,229	900	1,037	869	7,650	879	9,061	11,227	5,607
MOTOR VEH. PART/ACC.	4,190	145	47	35	98	174	184	671	158	202	124	1,077	81	1,487	1,509	1,194
BICYCLES	7,291	268	81	56	130	319	353	1,372	473	505	397	1,363	260	3,152	2,425	1,714
FROM PUBLIC BUILDING	7,287	283	74	34	80	324	395	2,159	554	416	353	1,178	203	3,928	2,125	1,234
FROM COIN-OP MACHINE	233	5	5	3	7	6	16	45	18	13	11	41	11	105	76	52
ALL OTHERS	29,724	1,496	379	267	512	1,797	2,112	5,172	2,347	2,227	1,595	3,261	813	14,167	7,811	7,746
TOTAL	94,239	3,562	1,296	866	1,651	4,266	5,294	18,440	7,269	7,485	5,784	17,144	2,888	44,405	31,540	18,294
MOTOR VEHICLE THEFT																
AUTOMOBILES	7,265	147	111	114	194	212	190	1,393	184	177	161	2,386	141	2,350	3,060	1,855
TRUCKS AND BUSES	2,705	58	40	56	56	72	58	487	52	43	55	915	47	768	1,171	766
MOTORCYCLES	757	17	7	6	20	38	27	128	18	28	15	166	11	259	222	276
SNOWMOBILES	17	-	-	-	-	-	1	-	-	1	-	4	-	2	4	11
OTHER VEHICLES	317	19	6	-	9	20	20	22	20	19	15	42	14	110	96	111
TOTAL	11,061	241	164	176	279	342	296	2,030	274	268	246	3,513	213	3,489	4,553	3,019
SIMPLE ASSAULT																
ARSON	1,004	98	87	49	46	60	43	93	60	71	86	121	84	373	525	106
FORGERY/COUNTERFEIT	4,894	254	54	44	67	310	501	946	543	465	284	350	150	2,832	1,136	926
FRAUD	14,319	1,010	149	88	194	984	1,110	2,611	1,334	1,076	661	840	288	7,309	3,036	3,974
EMBEZZLEMENT	338	5	1	3	3	17	18	59	21	19	11	22	6	137	48	153
STOLEN PROPERTY	909	59	28	19	32	63	98	135	86	87	88	71	41	501	306	102
VANDALISM	36,570	2,483	1,056	589	945	2,536	2,378	4,487	2,090	2,078	1,720	6,658	1,774	14,514	14,280	7,776
WEAPON LAWS	3,578	392	231	108	78	191	252	318	279	316	314	490	378	1,434	1,913	231
PROSTITUTION	429	13	3	1	2	4	12	29	28	60	83	129	39	135	268	26
SEX CRIMES	5,167	357	82	49	73	306	379	622	452	425	264	562	186	2,257	1,500	1,410
DRUG LAWS	30,419	3,173	1,620	598	506	1,609	2,427	3,202	3,195	3,149	2,937	3,279	3,289	14,088	14,896	1,435
GAMBLING	5	-	1	-	-	-	-	2	1	1	-	-	-	4	1	-
OFF. AGAINST FAMILY	1,988	106	39	13	39	145	218	291	281	228	163	167	65	1,202	553	233
DRIVING UNDER INFLUENCE	20,418	4,907	3,939	601	234	477	739	509	786	851	1,394	2,012	3,295	3,596	16,148	674
LIQUOR LAWS	11,894	1,754	668	167	118	393	712	887	1,218	1,248	1,315	1,332	1,707	4,576	6,943	375
DISORDERLY CONDUCT	22,604	2,257	1,228	384	403	933	1,352	2,478	1,897	2,146	2,327	3,601	2,431	9,209	12,228	1,167
KIDNAPPING	407	28	13	11	5	9	23	71	26	24	27	86	29	158	194	55
ALL OTHER	54,150	3,531	1,744	919	1,632	3,961	5,061	6,660	5,660	5,264	4,833	5,758	3,809	28,238	20,594	5,318
CURFEW	1,416	806	485	64	-	-	-	-	-	-	-	-	61	-	1,416	-
RUNAWAY	7,724	445	86	46	262	524	459	926	717	902	874	1,191	643	3,790	3,285	649
GRAND TOTAL	376,225	27,556	13,973	5,442	7,227	18,517	22,908	49,834	27,951	28,095	25,071	52,673	22,818	154,532	147,533	52,779

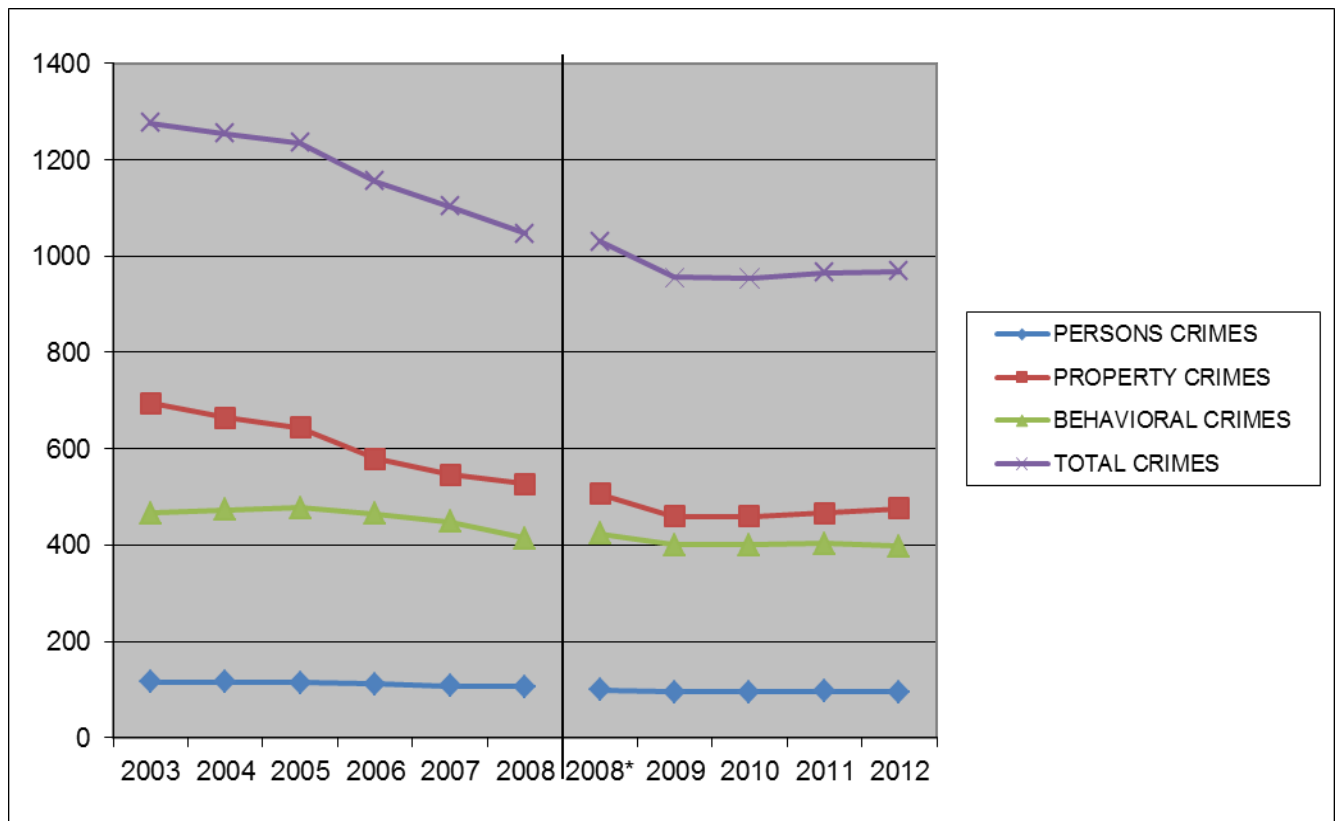
TEN YEAR CRIME RATES BY CRIME CATEGORY

The chart below represents the rate of all crime (the 8 Index Crimes as noted on page 1-4 plus all other types of crime), by crime category, per 10,000 in population. Crime rates are based on simple averages. For example: in 2012 Oregon's population was 3,883,735 and there were 36,712 Crimes Against Persons (violent crimes). That means is that for every 10,000 people, there were an average of 94.5 Crimes Against Persons.

A key point to remember is that while the actual number of criminal offenses may increase from one year to the next, generally the population increases, as well. This means that the number of criminal offenses may possibly be higher in 2012 than in 2003, but with the increase in population the actual rate of crime per 10,000 in population can be less.

In 2008 new software and hardware were installed which affected the way some crime statistics are tallied. This chart is divided into 2 sections in order to take the slight differences caused by this change into account. Data for 2008 was processed on both the older system and its replacement. The result is reflected in the chart below which shows crime rate trends from 2003 through 2008 and again for 2008 through 2012.

Further information on crime rates by crime category can be found in sections 2, 3 and 4 of this report.



This page intentionally left blank

REPORT OF CRIMINAL OFFENSES
MOTIVATED BY PREJUDICE
JANUARY through DECEMBER 2012

This page is intentionally blank.

OREGON BIAS CRIME STATISTICS SUMMARY

January through December 2012

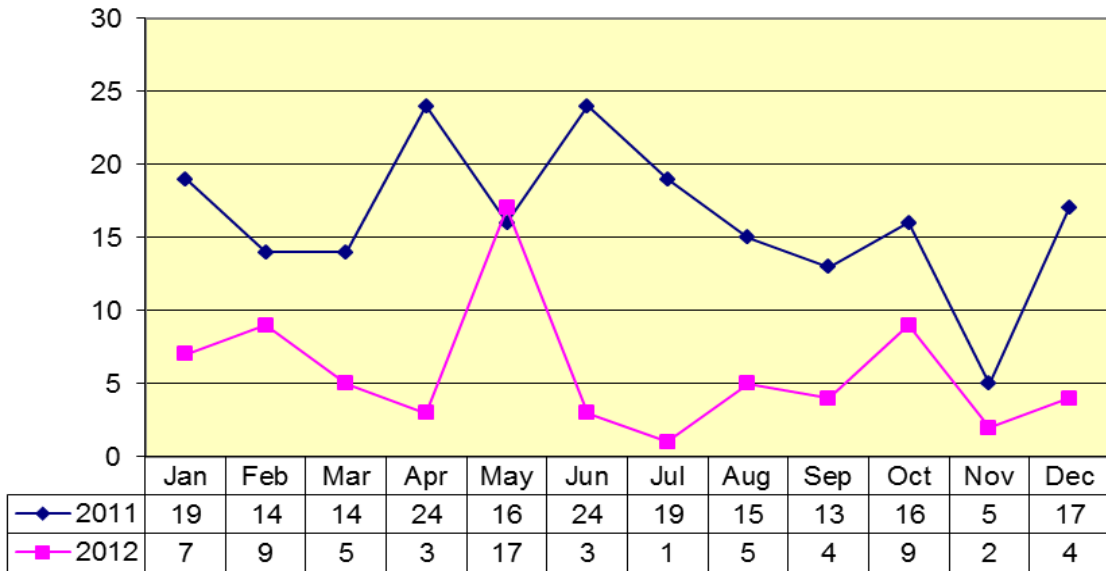
Commonly referred to as “hate crimes”, bias crimes are those incidents where the offender’s motivation for committing the offense is based on a prejudice against the victim’s perceived race, color, religion, national origin, sexual orientation, marital status, political affiliation or beliefs, membership or activity in or on behalf of a labor organization, or against a labor organization, or a prejudice against the victim’s physical or mental handicap, age, economic, social status or citizenship.

Simply because an offender and a victim are of different races does not necessarily indicate a bias crime has been committed. What motivated the offender to commit the crime is the determining factor. Did the offender have a bias, or hatred of the victim’s race, or was the victim simply the offender’s next target regardless of race? Was a victim’s vehicle vandalized because of the victim’s sexual orientation, or because the vehicle was an easy target parked in the street?

These questions, and questions like them, must be answered in order for law enforcement investigators to determine if an incident is a bias crime.

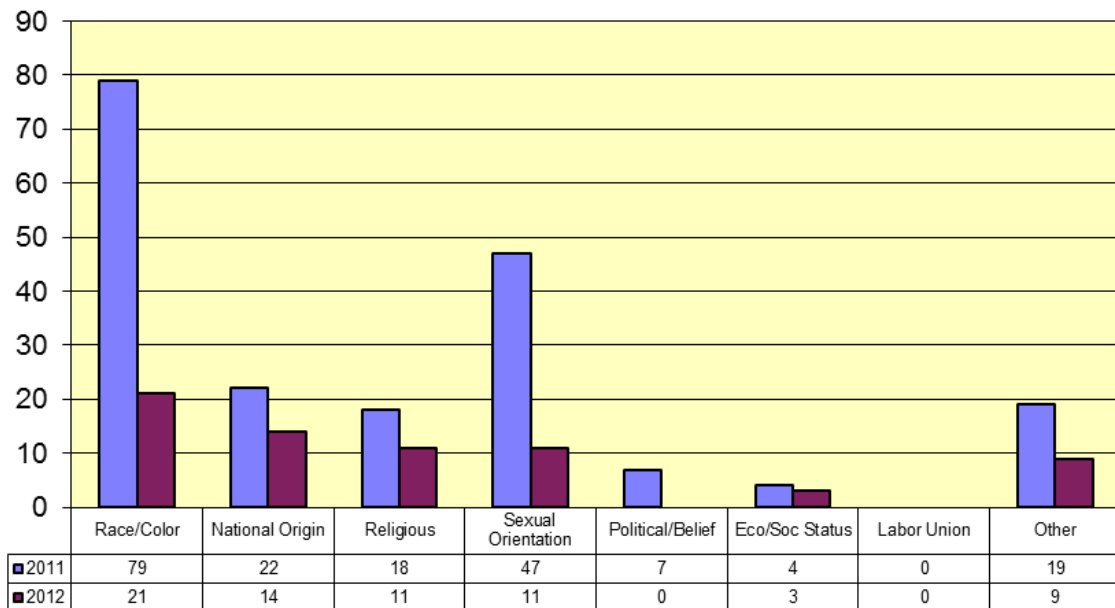
Bias Crime

Totals by Month Jan-Dec 2012 vs 2011



By Type of Prejudice

Jan-Dec 2012 vs 2011



Reported incidents by month:	January through December 2011	January through December 2012
January	19	7
February	14	9
March	14	5
April	24	3
May	16	17
June	24	3
July	19	1
August	15	5
September	13	4
October	16	9
November	5	2
December	17	4
TOTAL	196	69

Reported incidents by type of crime:

Aggravated Assault	23	5
Burglary-Larceny	5	2
Forcible Rape	3	
Intimidation	46	19
Motor Vehicle Theft		
Murder		
Robbery	2	1
Simple Assault	29	9
Vandalism	53	27
Other	35	6
TOTAL	196	69

Reported incidents by type of prejudice:

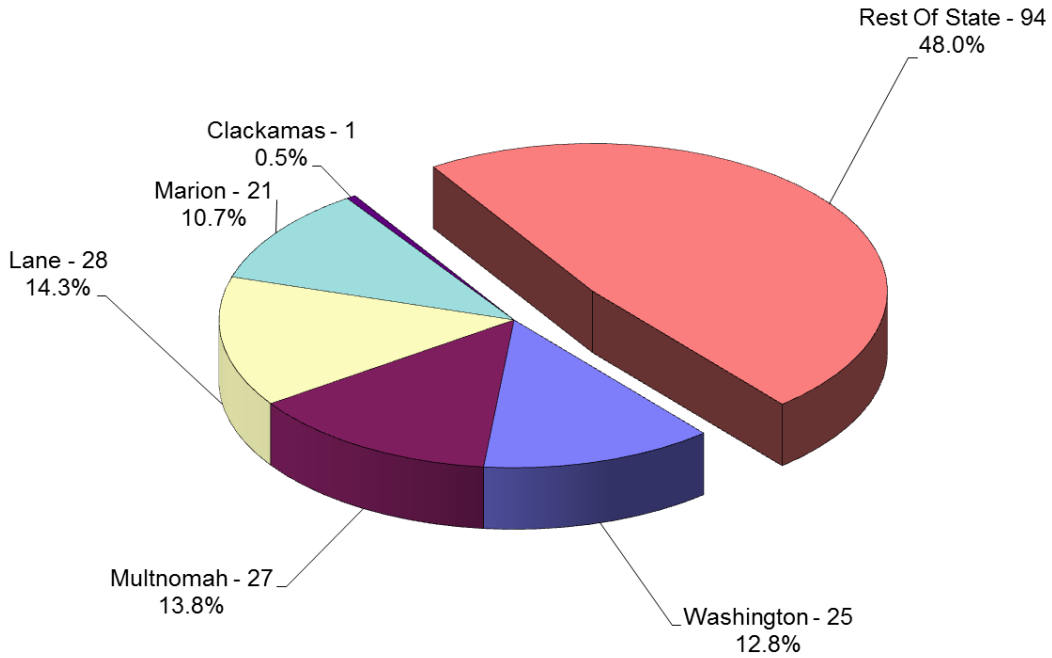
Race/Color	79	21
National Origin	22	14
Religious	18	11
Sexual Orientation	47	11
Political/Beliefs	7	
Labor Union		
Economic/Social Status	4	3
Handicap	6	4
Other	13	5
TOTAL	196	69

Number and description of victims:	January through December 2011	January through December 2012
Arab Male		2
Arab Female	3	
Asian Male	4	1
Asian Female		
Black Male	20	13
Black Female	20	3
Hispanic Male	12	5
Hispanic Female	9	3
Native American Male	3	
Native American Female		
White Male	72	25
White Female	33	13
VICTIM TOTAL	176	66
Male Victim Total	111	46
Female Victim Total	65	20
 Number and description of offenders:		
Arab Male		
Arab Female		
Asian Male		
Asian Female	1	
Black Male	10	9
Black Female		1
Hispanic Male	6	1
Hispanic Female	1	
Native American Male		
Native American Female	1	
White Male	107	49
White Female	43	5
OFFENDER TOTAL	169	65
Male Offender Total	123	59
Female Offender Total	46	6

Crimes Motivated By Prejudice By County

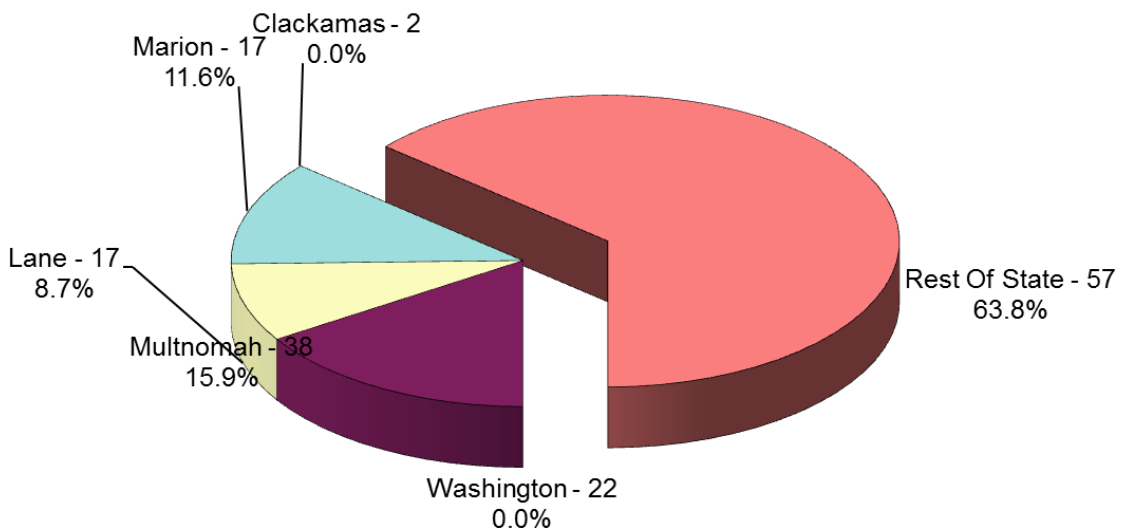
January through December 2011

2011 Total = 196



January through December 2012

2012 Total = 69



Reported incidents by county of occurrence

COUNTY	January through December 2011	January through December 2012	January through December 2012					
			Race	National Origin	Sexual Orientation	Religion	Other	
Baker								
Benton	14	9		4		2	3	
Clackamas	1							
Clatsop								
Columbia								
Coos	1							
Crook								
Curry								
Deschutes	10	3		2	1			
Douglas	9	5	1		1	2	1	
Gilliam								
Grant								
Harney								
Hood River								
Jackson	11	1	1					
Jefferson								
Josephine								
Klamath								
Lake								
Lane	28	6	4		1	1		
Lincoln	12	7	2	1	1	2	1	
Linn	12	2				1	1	
Malheur								
Marion	21	8	3	2	1	1	1	
Morrow		1	1					
Multnomah	27	11	4	1	4	1	1	
Polk								
Sherman								
Tillamook	8	4		1				3
Umatilla	3	2		1	1			
Union		9	4	2	1	1	1	
Wallowa								
Wasco								
Washington	25							
Wheeler								
Yamhill	14	1	1					
TOTAL	196	69	21	14	11	11	12	

SECTION 2
STATEWIDE
CRIMES AGAINST PERSONS
OFFENSES AND ARRESTS

This page is intentionally blank.

OREGON CRIME CLOCK

1 Crime Against Persons every 14.3 minutes

1 Homicide
every 3.7 days


1 Neg.Homicide
every 2.7 weeks

1 Other Sex Crime
every 1.7 hours

1 Rape
every 7.7 hours

1 Kidnap
every 21.5 hours

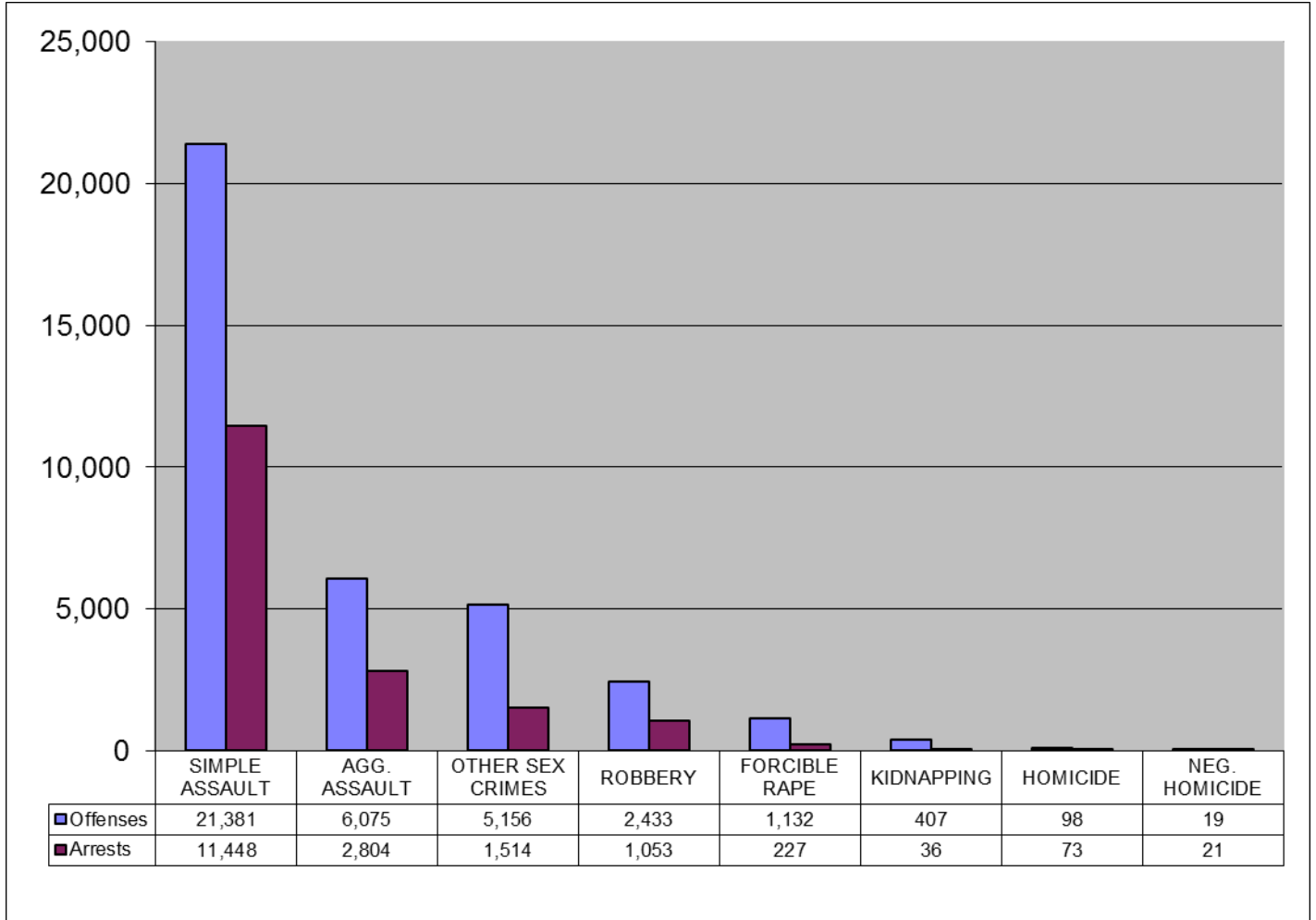
1 Simple Assault
every 24.6 minutes



1 Aggravated Assault
every 1.4 hours

1 Robbery
every 3.6 hours

STATEWIDE CRIMES AGAINST PERSONS, 2012



STATEWIDE CRIMES AGAINST PERSONS, 2012

CLASSIFICATION	2012 OFFENSES	PERSONS ARRESTED					PROPERTY	
		ADULT	JUVENILE	TOTAL	MALE	FEMALE	LOSS VALUE	RECOVERED VALUE
Willful Murder	79	58	2	60	51	9		
Aggravated Murder	19	12	1	13	13	0		
MURDER TOTAL	98	70	3	73	64	9	NOT APPLICABLE	
Negligent Homicide	19	11	1	12	8	4	NOT APPLICABLE	
Traffic Death Arrests		8	1	9	8	1	NOT APPLICABLE	
Forcible Rape	1,065							
Attempt Force Rape	67							
RAPE TOTAL	1,132	205	22	227	221	6	NOT APPLICABLE	
SEX CRIMES								
Non-Force Rape	464	124	4	128	122	6		
Cont. to Sex Delqncy	300	98	1	99	86	13		
Physical Molest	1,921	398	79	477	457	20		
Obscene Phone Call	66	9	1	10	9	1		
Incest	55	4	2	6	6	0		
Exposer	424	332	13	345	316	29		
Forcible Sodomy	438	45	17	62	60	2		
Non-Force Sodomy	115	12	2	14	13	1		
Other Sex Crimes	1,384	326	47	373	355	18		
SEX CRIME TOTAL	5,167	1,348	166	1,514	1,424	90	NOT APPLICABLE	
KIDNAPPING								
For Add Crime Purpose	352							
Hostage/Shield	47							
For Ransom	8							
KIDNAPPING TOTAL	407	32	4	36	34	2	NOT APPLICABLE	
ROBBERY								
Highway	760						351,884	14,575
Business	753						418,949	36,392
Service Station	21						38,394	0
Convenience Store	101						15,151	567
Residence	239						463,851	128,596
Bank	95						204,776	19,769
Other Robbery	464						128,273	16,508
ROBBERY TOTAL	2,433	901	152	1,053	852	201	1,621,278	216,407
Aggravated Assault	5,963	2,463	264	2,727	2,234	493		
Attempted Murder	112	70	7	77	70	7		
AGG. ASSAULT TOTAL	6,075	2,533	271	2,804	2,304	500	NOT APPLICABLE	
SIMPLE ASSAULT	21,381	10,092	1,356	11,448	8,229	3,219	NOT APPLICABLE	
CRIMES AGAINST PERSONS								
TOTAL	36,712	15,200	1,976	17,176	13,144	4,032	1,621,278	216,407

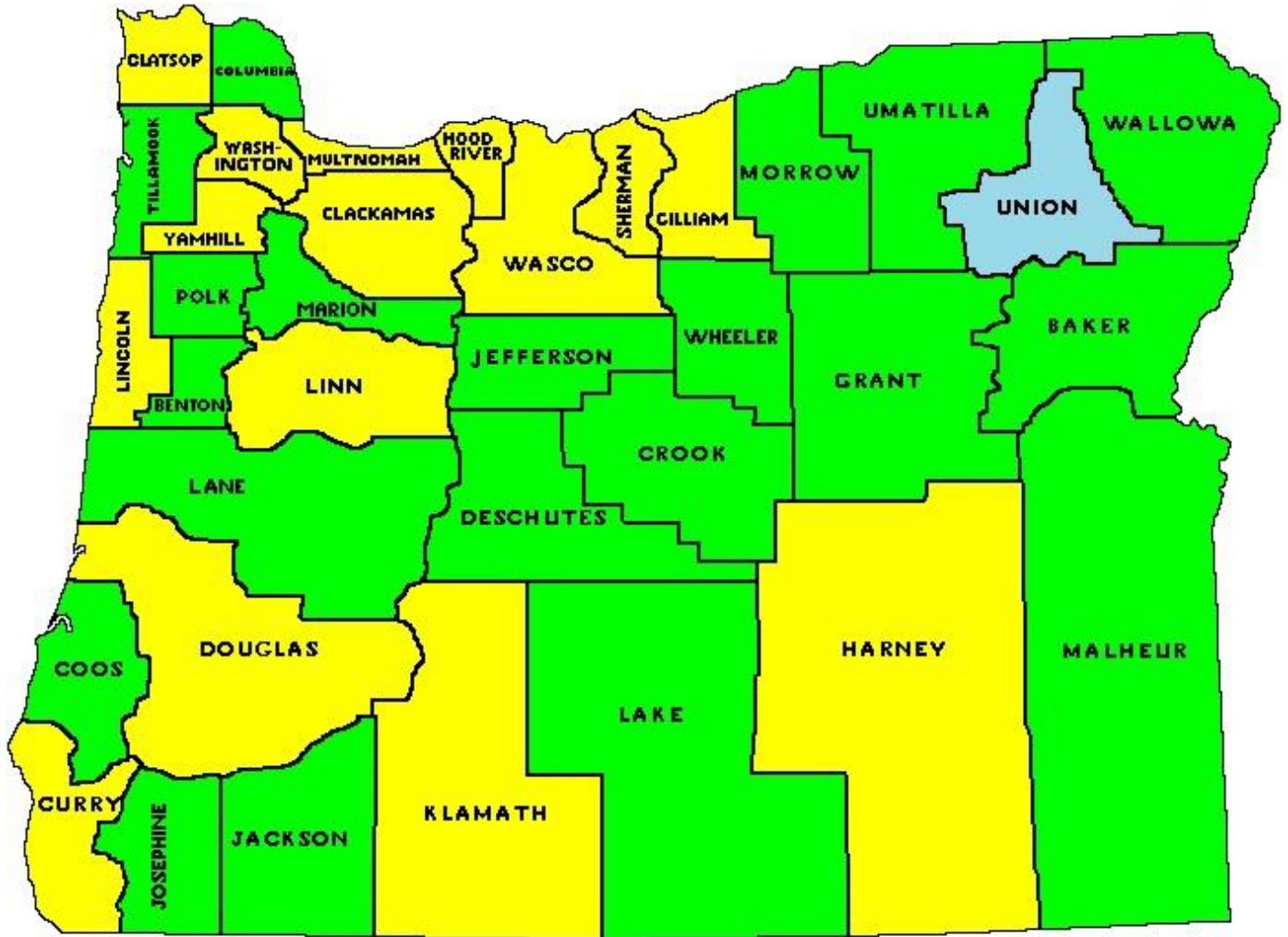
OREGON COUNTY MAP

Crimes Against Persons, 2012

Increase

No Change

Decrease



COUNTY FIVE YEAR PROFILE OF CRIMES AGAINST PERSONS

	2008	2009	2010	2011	2012
BAKER	69	36	36	69	11
BENTON	438	393	353	432	349
CLACKAMAS	2,067	2,187	2,077	1,977	2,067
CLATSOP	387	418	403	294	361
COLUMBIA	243	289	322	401	386
COOS	754	547	633	623	526
CROOK	180	174	189	156	153
CURRY	146	188	137	129	183
DESCHUTES	1,538	1,634	1,785	1,745	1,498
DOUGLAS	595	606	515	570	620
GILLIAM	12	18	14	11	12
GRANT	44	47	18	44	22
HARNEY	65	91	66	61	65
HOOD RIVER	113	78	77	101	117
JACKSON	2,162	2,096	2,208	2,528	2,301
JEFFERSON	191	183	179	210	197
JOSEPHINE	694	736	776	823	627
KLAMATH	723	701	840	729	779
LAKE	51	30	43	75	45
LANE	3,821	3,715	3,756	3,928	3,644
LINCOLN	568	601	666	764	801
LINN	1,024	1,130	1,189	1,097	1,146
MALHEUR	307	291	256	240	221
MARION	3,721	3,459	3,313	3,285	3,093
MORROW	183	168	135	163	111
MULTNOMAH	10,846	10,092	9,748	9,728	10,067
POLK	942	940	888	866	854
SHERMAN	14	12	14	5	12
TILLAMOOK	106	105	109	144	114
UMATILLA	1,054	944	1,036	1,030	931
UNION	186	171	181	180	180
WALLOWA	29	19	23	19	17
WASCO	212	216	169	172	250
WASHINGTON	3,681	3,467	3,866	3,732	4,004
WHEELER	6	1	0	12	3
YAMHILL	667	700	645	933	945
TOTAL	40,388	37,839	36,483	37,276	36,712

STATEWIDE TEN-YEAR OFFENSE, POPULATION and RATE PROFILE

YEAR	POPULATION	CRIMES AGAINST PERSONS	RATE PER 10,000 POPULATION
2003	3,541,500	41,115	116.1
2004	3,582,600	41,313	115.3
2005	3,631,440	41,422	114.1
2006	3,690,505	40,996	111.1
2007	3,745,455	40,388	107.8
2008*	3,791,075	37,839	99.8
2009	3,823,465	36,483	95.4
2010	3,837,300	36,665	95.5
2011	3,857,625	37,276	96.6
2012	3,883,735	36,712	94.5

*In 2008 new computer software and hardware were installed affecting the way crime statistics are tallied. In previous years, figures were slightly higher due to a slight artificial inflation caused by older software.

Persons Crimes by County - 2012

Rates Ranked Highest to lowest

County	Population	Persons Crimes	Rate / 10,000	
Lincoln	46,295	801	173.0	
Multnomah	748,445	10,067	134.5	
Umatilla	77,120	931	120.7	
Klamath	66,740	779	116.7	
Jackson	204,630	2,301	112.4	
Polk	76,625	854	111.5	
Lane	354,200	3,644	102.9	
Morrow	11,300	111	98.2	
Wasco	25,485	250	98.1	
Linn	118,035	1,146	97.1	
Clatsop	37,190	361	97.1	
Marion	320,495	3,093	96.5	STATE
Yamhill	100,550	945	94.0	← AVG.
Deschutes	160,140	1,498	93.5	
Jefferson	21,940	197	89.8	
Harney	7,315	65	88.9	
Coos	62,890	526	83.6	
Curry	22,295	183	82.1	
Columbia	49,680	386	77.7	
Josephine	82,775	627	75.7	
Crook	20,650	153	74.1	
Washington	542,845	4,004	73.8	
Malheur	31,395	221	70.4	
Union	26,175	180	68.8	
Sherman	1,765	12	68.0	
Gilliam	1,900	12	63.2	
Douglas	108,195	620	57.3	
Lake	7,920	45	56.8	
Clackamas	381,680	2,067	54.2	
Hood River	22,875	117	51.1	
Tillamook	25,305	114	45.1	
Benton	86,785	349	40.2	
Grant	7,450	22	29.5	
Wallowa	7,015	17	24.2	
Wheeler	1,425	3	21.1	
Baker	16,210	11	6.8	
Statewide	3,883,735	36,712	94.5	

HOMICIDES - STATE OF OREGON by COUNTY

	2003	2004	2005	2006	2007	2008	2009	2010	2011	2012
BAKER				1				1		
BENTON		1	1	3	3	2	1		3	1
CLACKAMAS	5	3	6	9	6	7	3	4	4	8
CLATSOP			1	1		1	1	1		
COLUMBIA				1	2		2			
COOS			1				2	3	4	3
CROOK							1			
CURRY	1			2		1				
DESCHUTES		2	3	3	4	3	2	7	2	1
DOUGLAS	4	4		2		1	1	3	2	2
GILLIAM										
GRANT						1				
HARNEY										1
HOOD RIVER		1							1	
JACKSON	4	5	4	7	3	4	2	5	10	6
JEFFERSON		1		1		2	1	1		1
JOSEPHINE	3	6	2	1	4	1	1	2	3	1
KLAMATH		3	2	2	8	1	7	4		2
LAKE					1					
LANE	7	5	10	9	1	8	4	7	4	8
LINCOLN			1	3	3		2	3	1	
LINN	2	3	1	2	3	2		2	2	
MALHEUR		1		1		1	3	2	1	
MARION	14	8	8	13	11	13	4	3	8	12
MORROW							1	2		1
MULTNOMAH	30	39	28	29	24	36	19	32	24	28
POLK			2	2	1	1		2	1	1
SHERMAN		1								
TILLAMOOK							2	2		
UMATILLA	2	3	1	2	5	2	3	3	4	5
UNION	1	2				1	3			
WALLOWA			1				2			1
WASCO	1		1			1	2	1	1	2
WASHINGTON	4	10	6	6	5	1	14	6	5	10
WHEELER										
YAMHILL		1	3	5	5	5	1	2	4	4
TOTAL	78	99	82	105	89	95	84	98	84	98

SECTION 3
STATEWIDE
CRIMES AGAINST PROPERTY
OFFENSE and ARREST PROFILE

This page is intentionally blank.

OREGON CRIME CLOCK

1 Crime Against Property every 2.8 minutes

1 Burglary
every 24.4 minutes


1 Larceny
every 5.6 minutes

1 Motor Vehicle Theft
every 47.5 minutes

1 Arson
every 8.7 hours

1 Vandalism
every 14.4 minutes

1 Fraud
every 36.7 minutes

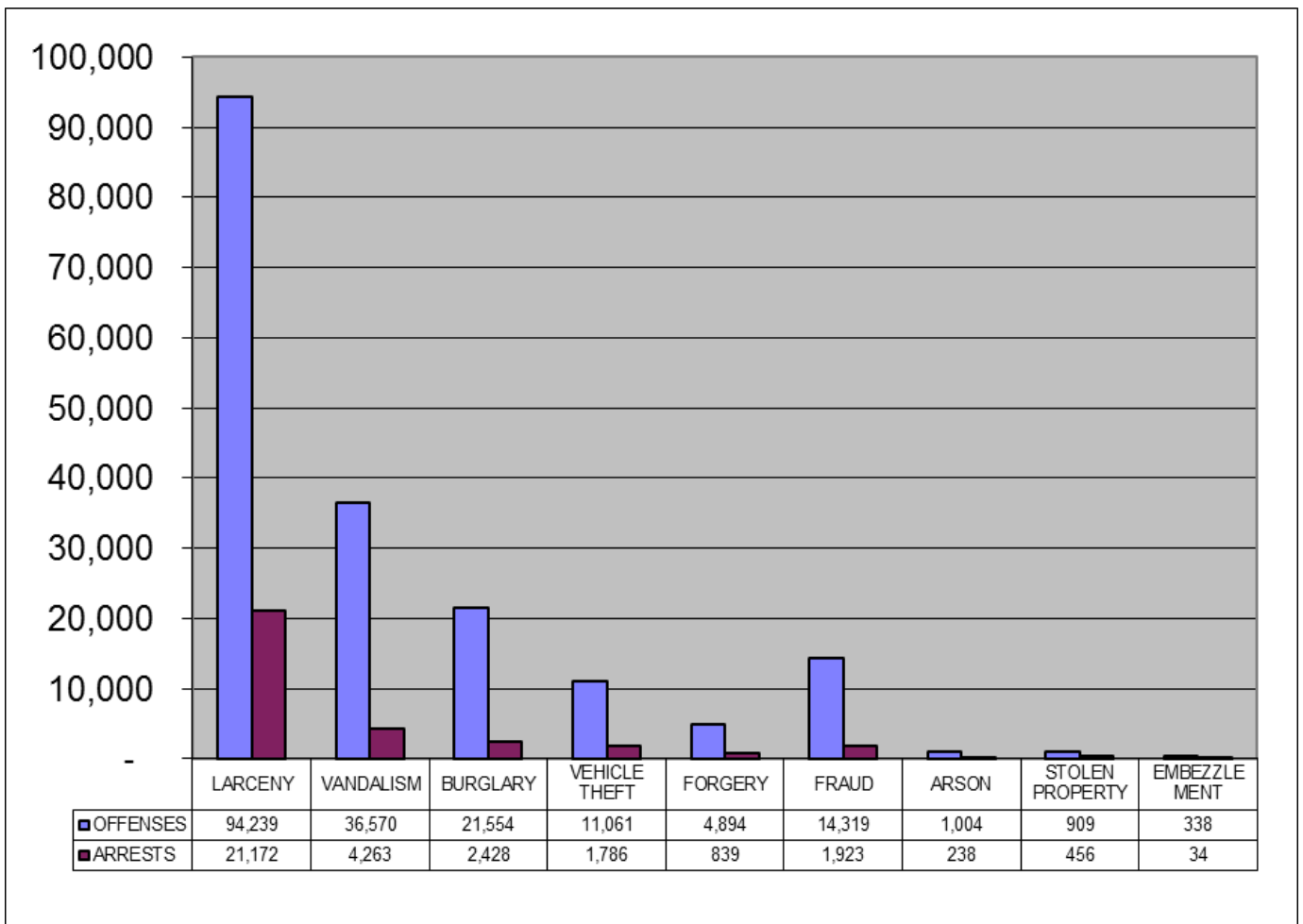


1 Embezzlement
every 1.1 days

1 Stolen Property
every 9.6 hours

1 Forgery/Counterfeiting
every 1.8 hours

STATEWIDE CRIMES AGAINST PROPERTY, 2012

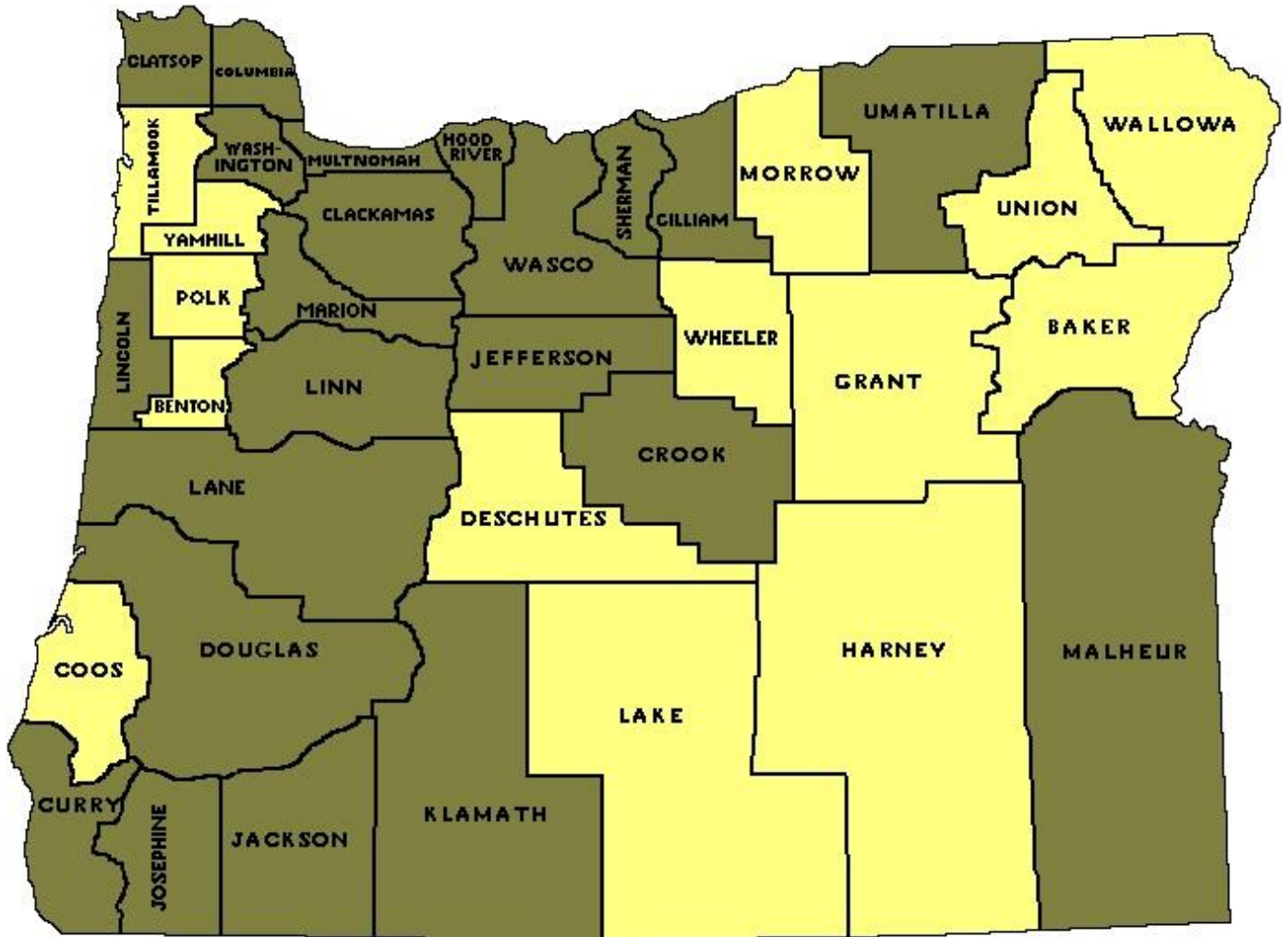


STATEWIDE CRIMES AGAINST PROPERTY, 2012

CLASSIFICATION	2012 OFFENSES	PERSONS ARRESTED				PROPERTY		
		ADULT	JUVENILE	TOTAL	MALE	FEMALE	LOSS VALUE	RECOVERED VALUE
BURGLARY								
Residence	14,466						28,593,936	966,314
Business	3,659						5,510,290	323,030
Other Structure	3,429						4,598,466	484,797
BURGLARY TOTAL	21,554	1,954	474	2,428	2,041	387	38,702,692	1,774,141
LARCENY								
Pickpocket	318						118,031	5,148
Purse-snatch	312						102,289	13,715
Shoplift	18,989						2,816,945	1,268,967
From Motor Vehicles	25,895						17,134,943	520,178
Motor Vehicle Parts/Acc.	4,190						1,630,297	41,705
Bicycles	7,291						3,798,262	344,600
From Public Building	7,287						7,506,731	514,214
From Coin-op Machine	233						54,431	5,469
All Other Larceny	29,724						31,483,148	2,532,711
LARCENY TOTAL	94,239	17,580	3,592	21,172	12,507	8,665	64,645,077	5,246,707
MOTOR VEHICLE THEFT								
Automobiles	7,265						22,826,058	12,786,230
Trucks/Busses/Vans	2,705						15,789,226	8,129,166
Motorcycles/Mopeds	757						2,116,150	505,858
Snowmobiles	17						39,440	11,333
Other Vehicles	317						723,409	199,421
MTR VEH THEFT TOTAL	11,061	1,586	200	1,786	1,426	360	41,494,283	21,632,008
ARSON								
Residence	122						2,091,128	0
Other Buildings	222						2,645,663	0
Vehicles	102						1,779,048	0
Other Arson	558						974,092	0
ARSON TOTAL	1,004	118	120	238	206	32	7,489,931	0
FORGERY/COUNTERFEIT								
Check	1,835						1,040,474	94,179
Credit Card	178						143,658	0
Currency	1,763						43,479	1,337
Securities	320						9,933	0
All Other	798						90,477	1,140
FORG/CTERFT TOTAL	4,894	822	17	839	523	316	1,328,021	96,656
FRAUD								
No Account Check	106						30,689	0
Account Closed Check	183						78,158	11,563
NSF Check	250						176,188	11,782
Credit Cards	3,957						1,272,998	11,025
By Deception	4,255						6,376,608	69,073
Of Services	1,671						231,525	22,121
Other	3,897						1,485,063	39,947
FRAUD TOTAL	14,319	1,850	73	1,923	1,285	638	9,651,229	165,511
EMBEZZLEMENT	338	33	1	34	12	22	2,917,910	269,805
STOLEN PROPERTY	909	389	67	456	350	106	NOT APPLICABLE	
VANDALISM								
Residence	5,497						1,194,231	0
Non-Residence	7,235						2,638,868	0
Vehicle	12,614						5,542,379	0
Venerated Objects	40						7,072	0
Police Cars	143						15,338	0
Other	11,041						7,024,290	0
VANDALISM TOTAL	36,570	3,142	1,121	4,263	3,472	791	16,422,178	0
CRIMES AGAINST PROPERTY								
TOTAL	184,888	27,474	5,665	33,139	21,822	11,317	182,651,321	29,184,828

OREGON COUNTY MAP

Crimes Against Property, 2012



COUNTY FIVE YEAR PROFILE OF CRIMES AGAINST PROPERTY

	2008	2009	2010	2011	2012
BAKER	245	226	270	258	112
BENTON	3,115	3,305	3,283	4,026	3,235
CLACKAMAS	15,204	14,460	14,529	13,087	13,615
CLATSOP	2,083	2,254	2,077	1,567	1,714
COLUMBIA	1,008	1,097	1,128	1,029	1,283
COOS	3,023	2,579	2,897	2,975	2,811
CROOK	805	688	768	613	685
CURRY	537	549	691	598	723
DESCHUTES	7,607	7,584	8,098	8,870	8,261
DOUGLAS	3,888	3,686	3,850	4,438	4,913
GILLIAM	78	38	41	33	34
GRANT	198	183	103	91	85
HARNEY	204	208	230	283	238
HOOD RIVER	749	543	607	325	389
JACKSON	9,786	9,664	10,801	12,528	12,848
JEFFERSON	882	759	815	686	743
JOSEPHINE	4,025	3,679	3,435	4,124	4,292
KLAMATH	1,907	1,788	2,183	1,888	1,901
LAKE	184	135	122	123	89
LANE	23,428	20,175	16,845	17,761	19,050
LINCOLN	2,495	2,075	2,413	2,369	2,522
LINN	5,815	5,234	4,989	5,367	5,403
MALHEUR	1,725	1,424	1,709	1,810	1,871
MARION	18,070	16,228	15,973	14,426	16,257
MORROW	528	441	364	535	433
MULTNOMAH	49,045	45,149	46,538	49,007	49,989
POLK	3,577	3,118	3,254	3,454	3,386
SHERMAN	68	56	56	47	59
TILLAMOOK	896	918	985	888	867
UMATILLA	4,235	3,809	3,826	3,999	4,028
UNION	1,074	979	909	1,159	1,091
WALLOWA	164	108	101	94	54
WASCO	1,153	1,314	1,238	1,059	1,178
WASHINGTON	20,568	18,009	17,604	16,529	17,229
WHEELER	21	0	0	10	3
YAMHILL	3,771	3,493	3,597	3,840	3,497
TOTAL	192,161	175,955	176,329	179,896	184,888

STATEWIDE TEN YEAR OFFENSE, POPULATION and RATE PROFILE

YEAR	POPULATION	CRIMES AGAINST PROPERTY	RATE PER 10,000 POPULATION
2003	3,541,500	246,011	694.7
2004	3,582,600	238,174	664.8
2005	3,631,440	233,938	644.2
2006	3,690,505	213,818	579.4
2007	3,745,455	204,499	546.0
2008*	3,791,075	192,161	506.9
2009	3,823,465	175,955	460.2
2010	3,837,300	176,329	459.5
2011	3,857,625	179,896	466.3
2012	3,883,735	184,888	476.1

*In 2008 new computer software and hardware were installed affecting the way crime statistics are tallied. In previous years, figures were slightly higher due to a slight artificial inflation caused by older software.

Property Crimes by County - 2012

Rates Ranked Highest to lowest

County	Population	Property Crimes	Rate / 10,000	
1 Multnomah	748,445	49,989	667.9	
2 Jackson	204,630	12,848	627.9	
3 Malheur	31,395	1,871	596.0	
4 Lincoln	46,295	2,522	544.8	
5 Lane	354,200	19,050	537.8	
6 Umatilla	77,120	4,028	522.3	
7 Josephine	82,775	4,292	518.5	
8 Deschutes	160,140	8,261	515.9	
9 Marion	320,495	16,257	507.2	STATE
10 Wasco	25,485	1,178	462.2	AVG.
11 Clatsop	37,190	1,714	460.9	
12 Linn	118,035	5,403	457.7	
13 Douglas	108,195	4,913	454.1	
14 Coos	62,890	2,811	447.0	
15 Polk	76,625	3,386	441.9	
16 Union	26,175	1,091	416.8	
17 Morrow	11,300	433	383.2	
18 Benton	86,785	3,235	372.8	
19 Clackamas	381,680	13,615	356.7	
20 Yamhill	100,550	3,497	347.8	
21 Tillamook	25,305	867	342.6	
22 Jefferson	21,940	743	338.7	
23 Sherman	1,765	59	334.3	
24 Crook	20,650	685	331.7	
25 Harney	7,315	238	325.4	
26 Curry	22,295	723	324.3	
27 Washington	542,845	17,229	317.4	
28 Klamath	66,740	1,901	284.8	
29 Columbia	49,680	1,283	258.3	
30 Gilliam	1,900	34	178.9	
31 Hood River	22,875	389	170.1	
32 Grant	7,450	85	114.1	
33 Lake	7,920	89	112.4	
34 Wallowa	7,015	54	77.0	
35 Baker	16,210	112	69.1	
36 Wheeler	1,425	3	21.1	
Statewide	3,883,735	184,888	476.1	

This page intentionally left blank

SECTION 4
STATEWIDE
BEHAVIORAL CRIMES
OFFENSE and ARREST PROFILE

This page is intentionally blank.

OREGON CRIME CLOCK

1 Behavioral Crime every 3.4 minutes

1 Weapon Law Violation
every 2.4 hours

1 Prostitution Violation
every 20.4 hours

1 Crime Against Family
every 4.4 hours

1 Disorderly Conduct
every 23.3 minutes

1 Drug Law Violation
every 17.3 minutes

1 DUII Violation
every 25.7 minutes


1 Runaway Juvenile
every 1.1 hour

1 Gambling Violation
every 10.4 weeks

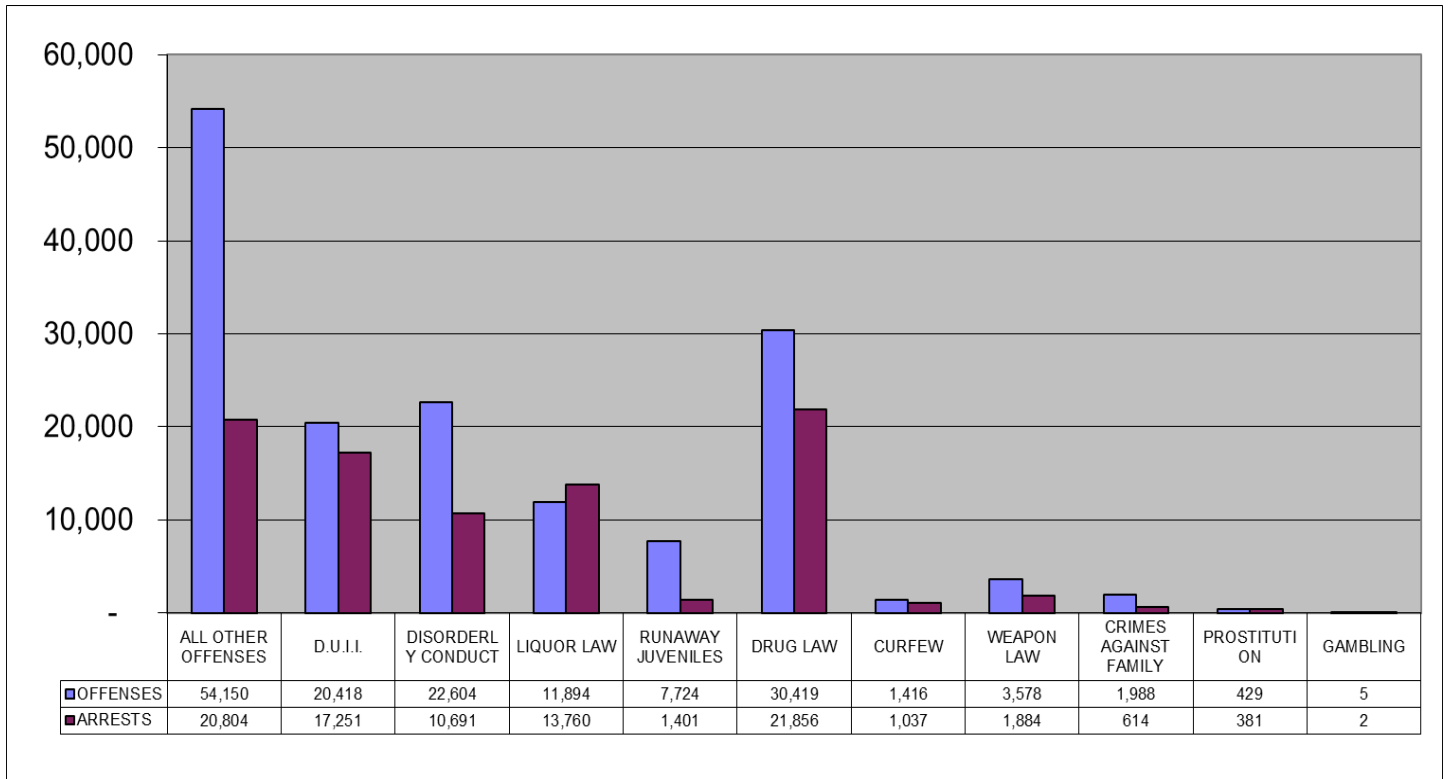
1 Liquor Law Violation
every 42.3 minutes

1 Curfew Violation
every 6.2 hours

1 All Other (Except Traffic)
every 9.7 minutes



STATEWIDE BEHAVIORAL CRIMES, 2012



STATEWIDE BEHAVIORAL CRIMES, 2012

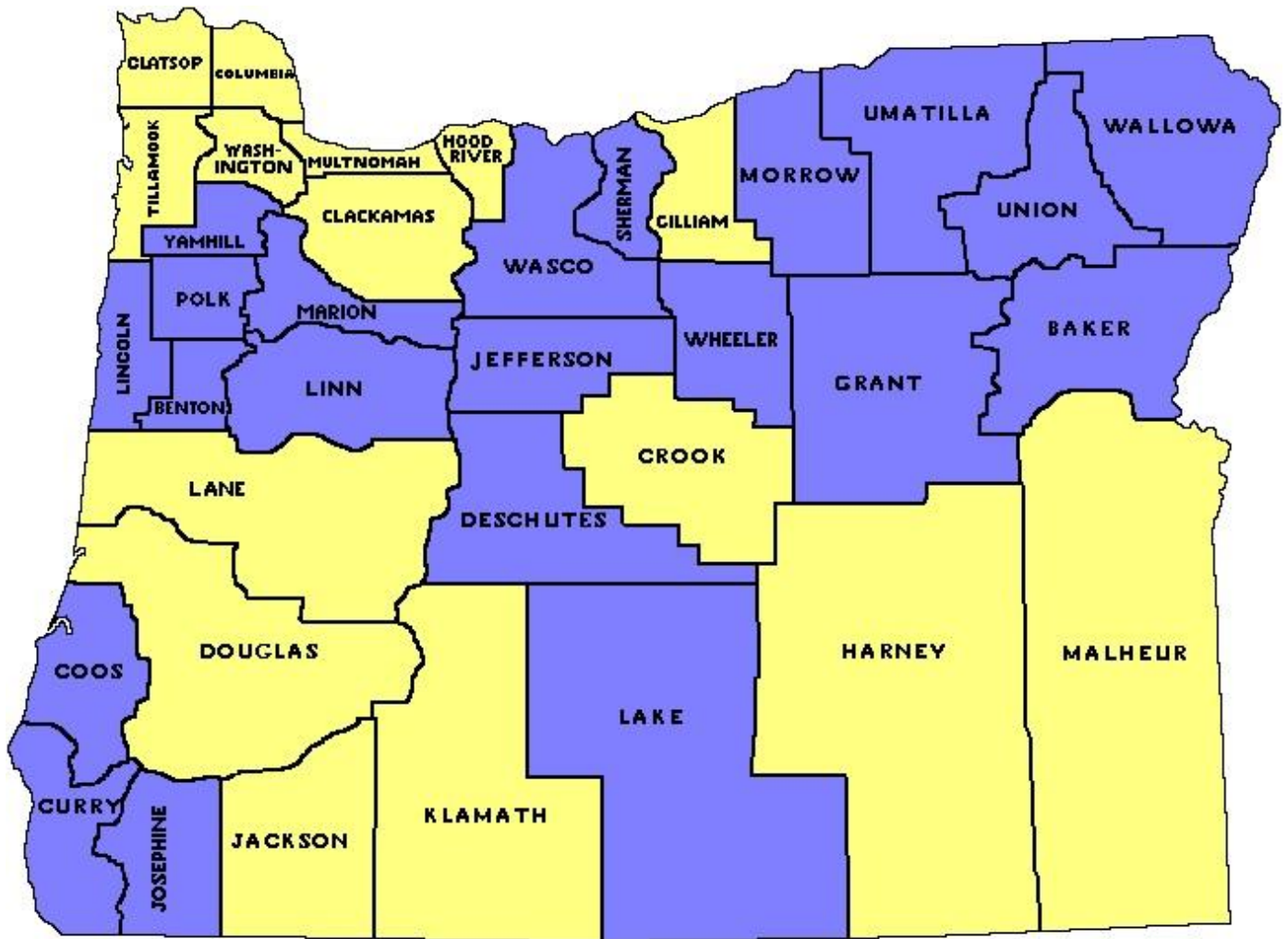
CLASSIFICATION	2012 OFFENSES	PERSONS ARRESTED				PROPERTY	
		ADULT	JUVENILE	TOTAL	MALE	FEMALE	LOSS VALUE
WEAPON LAWS							
Possess Illegally	657	355	31	386	354	32	
Carry Concealed	1,061	595	95	690	635	55	
Ex-Con in Possession	1,162	627	2	629	576	53	
Other	698	149	30	179	152	27	
TOTAL	3,578	1,726	158	1,884	1,717	167	NOT APPLICABLE
PROSTITUTION							
Engage In	257	320	1	321	137	184	
Promote	46	20	1	21	17	4	
Compel	42	3	0	3	2	1	
Other	84	35	1	36	22	14	
TOTAL	429	378	3	381	178	203	NOT APPLICABLE
DRUG LAWS							
Narcotics	5,163	3,427	108	3,535	2,668	867	
Marijuana	15,874	10,367	2,441	12,808	10,209	2,599	
Synthetic Narcotics	4,470	3,352	56	3,408	2,206	1,202	
Other Dangerous Drugs	4,912	2,064	41	2,105	1,532	573	
TOTAL	30,419	19,210	2,646	21,856	16,615	5,241	NOT APPLICABLE
GAMBLING							
Bookmaking	0	0	0	0	0	0	
Numbers & Lottery	1	0	0	0	0	0	
Illegal Games	0	0	0	0	0	0	
Illegal Devices	2	1	0	1	0	1	
Illegal Payoff	1	0	0	0	0	0	
Other	1	1	0	1	1	0	
TOTAL	5	2	0	2	1	1	NOT APPLICABLE
OFFENSES AGAINST FAMILY							
Child Abandonment	14	0	2	2	1	1	
Child Neglect	966	286	1	287	90	197	
Non-Support	24	22	0	22	20	2	
Custodial Interference	180	27	0	27	12	15	
Other	804	273	3	276	105	171	
TOTAL	1,988	608	6	614	228	386	NOT APPLICABLE
D. U. I. I.							
Under .08	1,340	1,120	22	1,142	884	258	
.08 thru .14 Alcohol	5,704	4,973	35	5,008	3,710	1,298	
.15 thru .19 Alcohol	4,557	3,930	12	3,942	2,810	1,132	
.20 or Above Alcohol	2,757	2,365	3	2,368	1,615	753	
BA Refused	2,567	2,095	6	2,101	1,598	503	
BA Not Given	235	175	0	175	122	53	
Of Drugs	1,304	947	15	962	597	365	
Undetermined	1,954	1,546	7	1,553	1,152	401	
TOTAL	20,418	17,151	100	17,251	12,488	4,763	NOT APPLICABLE
LIQUOR LAWS							
Minor in Possession	4,506	4,365	2,135	6,500	4,240	2,260	
Illegal Make, Possess, Sell	8	9	0	9	4	5	
Illegal Establishment Operate	156	187	0	187	171	16	
Drinking in Public	5,375	5,202	7	5,209	4,494	715	
Furnishing	1,018	762	65	827	564	263	
Importing	4	5	0	5	3	2	
License Violation	272	120	0	120	56	64	
Minor on Premise	29	43	6	49	25	24	
Other	526	841	13	854	522	332	
TOTAL	11,894	11,534	2,226	13,760	10,079	3,681	NOT APPLICABLE
DISORDERLY CONDUCT							
TOTAL	22,604	9,578	1,113	10,691	8,306	2,385	
ALL OTHER							
Trespass	16,645	4,790	438	5,228	4,185	1,043	
Escape your Custody	486	72	7	79	65	14	
Blackmail/Extortion	84	4	1	5	3	2	
Bomb Threat	77	5	4	9	6	3	
Other Criminal Threat	7,588	3,866	940	4,806	3,555	1,251	
Shoot in Prohib. Area	271	40	6	46	43	3	
Animal Ordinances	5,724	1,638	13	1,651	875	776	
Garbage/Littering	1,788	639	29	668	529	139	
Other	21,487	7,139	1,173	8,312	6,391	1,921	
TOTAL	54,150	18,193	2,611	20,804	15,652	5,152	NOT APPLICABLE
CURFEW							
TOTAL	1,416		1,037	1,037	715	322	NOT APPLICABLE
RUNAWAY							
Male Juvenile	4,007		693	693	693		
Female Juvenile	3,717		708	708		708	
TOTAL	7,724		1,401	1,401	693	708	NOT APPLICABLE
BEHAVIORAL CRIME							
TOTAL	154,625	78,380	11,301	89,681	66,672	23,009	0 0

OREGON COUNTY MAP

Behavioral Crimes, 2012

INCREASE

DECREASE



COUNTY FIVE YEAR PROFILE OF BEHAVIORAL CRIMES

	2008	2009	2010	2011	2012
BAKER	857	666	503	576	352
BENTON	3,997	3,903	4,480	4,451	3,887
CLACKAMAS	8,501	6,813	7,832	7,563	7,617
CLATSOP	3,212	2,801	2,733	2,313	2,698
COLUMBIA	1,412	1,463	1,613	1,412	1,531
COOS	4,491	4,690	3,664	4,384	3,777
CROOK	1,407	1,321	1,530	1,309	1,355
CURRY	745	839	929	1,403	1,339
DESCHUTES	6,129	6,551	6,143	6,334	6,305
DOUGLAS	6,344	5,848	6,052	6,460	6,608
GILLIAM	147	145	191	135	166
GRANT	302	251	317	337	272
HARNEY	510	421	395	381	442
HOOD RIVER	1,225	934	920	631	774
JACKSON	9,678	9,577	11,311	11,916	12,905
JEFFERSON	1,467	1,282	966	973	889
JOSEPHINE	2,492	2,763	3,224	3,165	2,459
KLAMATH	1,863	1,948	2,319	2,247	2,268
LAKE	317	260	294	368	261
LANE	16,455	15,985	17,595	17,989	18,296
LINCOLN	3,161	2,832	2,595	2,221	2,202
LINN	9,205	8,777	8,104	8,183	8,143
MALHEUR	2,605	2,436	2,242	2,140	2,181
MARION	16,318	15,404	13,984	13,493	11,948
MORROW	491	413	376	341	289
MULTNOMAH	26,583	24,982	23,133	24,997	26,620
POLK	4,351	4,268	3,980	3,933	3,677
SHERMAN	144	198	192	253	251
TILLAMOOK	1,328	1,230	1,185	1,120	1,198
UMATILLA	5,241	5,148	4,877	5,425	5,173
UNION	969	1,027	971	954	914
WALLOWA	185	146	175	126	101
WASCO	1,211	1,315	1,306	1,423	1,392
WASHINGTON	13,283	12,915	13,374	13,185	13,238
WHEELER	46	28	19	46	6
YAMHILL	3,939	3,613	3,858	3,177	3,091
TOTAL	160,611	153,193	153,382	155,364	154,625

STATEWIDE TEN YEAR OFFENSE, POPULATION and RATE PROFILE

YEAR	POPULATION	BEHAVIORAL CRIMES	RATE PER 10,000 POPULATION
2003	3,541,500	165,085	466.1
2004	3,582,600	169,794	473.9
2005	3,631,440	173,310	477.2
2006	3,690,505	171,681	465.2
2007	3,745,455	168,205	449.1
2008*	3,791,075	160,611	423.7
2009	3,823,465	153,193	400.7
2010	3,837,300	153,382	399.7
2011	3,857,625	155,364	402.7
2012	3,883,735	154,625	398.1

*In 2008 new computer software and hardware were installed affecting the way crime statistics are tallied. In previous years, figures were slightly higher due to a slight artificial inflation caused by older software.

Behavioral Crimes by County - 2012

Rates Ranked Highest to lowest

	County	Population	Behavioral Crimes	Rate / 10,000	
1	Sherman	1,765	251	1,422.1	
2	Gilliam	1,900	166	873.7	
3	Clatsop	37,190	2,698	725.5	
4	Malheur	31,395	2,181	694.7	
5	Linn	118,035	8,143	689.9	
6	Umatilla	77,120	5,173	670.8	
7	Crook	20,650	1,355	656.2	
8	Jackson	204,630	12,905	630.7	
9	Douglas	108,195	6,608	610.7	
10	Harney	7,315	442	604.2	
11	Curry	22,295	1,339	600.6	
12	Coos	62,890	3,777	600.6	
13	Wasco	25,485	1,392	546.2	
14	Lane	354,200	18,296	516.5	
15	Polk	76,625	3,677	479.9	
16	Lincoln	46,295	2,202	475.6	
17	Tillamook	25,305	1,198	473.4	
18	Benton	86,785	3,887	447.9	
19	Jefferson	21,940	889	405.2	STATE
20	Deschutes	160,140	6,305	393.7	AVG.
21	Marion	320,495	11,948	372.8	
22	Grant	7,450	272	365.1	
23	Multnomah	748,445	26,620	355.7	
24	Union	26,175	914	349.2	
25	Klamath	66,740	2,268	339.8	
26	Hood River	22,875	774	338.4	
27	Lake	7,920	261	329.5	
28	Columbia	49,680	1,531	308.2	
29	Yamhill	100,550	3,091	307.4	
30	Josephine	82,775	2,459	297.1	
31	Morrow	11,300	289	255.8	
32	Washington	542,845	13,238	243.9	
33	Baker	16,210	352	217.1	
34	Clackamas	381,680	7,617	199.6	
35	Wallowa	7,015	101	144.0	
36	Wheeler	1,425	6	42.1	
	Statewide	3,883,735	154,625	398.1	

STATEWIDE DRUG LAW OFFENSES by TYPE OF DRUG and ACTIVITY - 2012								
TOTAL		Possess for Sale	Possess for Use	Furnish	Transpt/ Mfg/ Cultivate	Obtain Unlawful	Tamper w/Record	Other
32	Opium	6	11		4	4	5	2
2,043	Heroin	490	1,350	167	19			17
73	Morphine	9	49	6			4	5
2,110	Cocaine	437	1,468	150	32		4	19
135	Codeine	11	56	4			64	
770	Other Narcotic	84	368	64	9	21	167	57
5,163	NARCOTIC TOTAL	1,037	3,302	391	64	25	244	100
191	Hashish	68	90	14	11			8
2,261	Marij. Over Oz	606	636	333	626	5	3	52
13,422	Marij. Under Oz	1,163	10,452	467	177		3	1,160
15,874	MARIJUANA TOTAL	1,837	11,178	814	814	5	6	1,220
4,470	SYNTHETIC TOTAL	646	3,113	350	135	32	135	59
4,912	OTHER DANGEROUS DRUG TOTAL	519	3,165	336	84	4	33	771
30,419	DRUG LAW OFFENSE TOTAL	4,039	20,758	1,891	1,097	66	418	2,150

STATEWIDE DRUG LAW ARRESTS by TYPE OF DRUG and ACTIVITY - 2012								
TOTAL		Possess for Sale	Possess for Use	Furnish	Transpt/ Mfg/ Cultivate	Obtain Unlawful	Tamper w/Record	Other
12	Opium		3	3	6			
1,481	Heroin	96	1,051	325	3			6
40	Morphine	4	36					
1,407	Cocaine	54	1,060	280	3			10
63	Codeine		45	5		3	10	
532	Other Narcotic	40	238	30	8	8	37	171
3,535	NARCOTIC TOTAL	194	2,433	643	20	11	47	187
122	Hashish	16	95	5				6
1,274	Marij. Over Oz	246	664	194	145	5		20
11,412	Marij. Under Oz	226	10,054	289	29			814
12,808	MARIJUANA TOTAL	488	10,813	488	174	5		840
3,408	SYNTHETIC TOTAL	419	2,593	164	60	23	97	52
2,105	OTHER DANGEROUS DRUG TOTAL	123	1,548	222	9	1	10	192
21,856	DRUG LAW ARREST TOTAL	1,224	17,387	1,517	263	40	154	1,271

DRUG OFFENSES by COUNTY 2008 through 2012

	2008	2009	2010	2011	2012
BAKER	74	59	48	85	42
BENTON	415	417	511	555	473
CLACKAMAS	1,072	1,137	1,529	1,285	1,498
CLATSOP	300	265	374	340	365
COLUMBIA	246	264	369	297	356
COOS	289	296	339	419	398
CROOK	106	146	186	147	204
CURRY	85	117	143	300	183
DESCHUTES	906	1,024	1,163	1,352	1,404
DOUGLAS	1,227	1,168	1,161	1,662	1,725
GILLIAM	49	49	83	61	69
GRANT	28	40	56	57	60
HARNEY	63	64	175	155	228
HOOD RIVER	130	104	141	164	138
JACKSON	1,758	1,910	2,745	3,113	3,324
JEFFERSON	110	108	132	160	146
JOSEPHINE	547	630	864	889	632
KLAMATH	230	320	582	625	645
LAKE	63	74	80	147	130
LANE	3,064	2,869	3,535	4,071	4,360
LINCOLN	425	449	376	356	400
LINN	675	613	666	772	887
MALHEUR	159	185	258	322	392
MARION	1,669	1,784	1,905	2,215	1,104
MORROW	61	66	61	37	47
MULTNOMAH	4,247	3,679	3,642	4,485	5,164
POLK	540	739	639	671	528
SHERMAN	92	32	118	166	160
TILLAMOOK	165	179	205	183	201
UMATILLA	568	673	717	933	877
UNION	78	122	181	205	219
WALLOWA	30	26	17	33	15
WASCO	165	195	259	356	312
WASHINGTON	1,764	1,757	2,366	2,761	2,936
WHEELER	1	3	4	12	0
YAMHILL	588	545	753	658	797
TOTAL	21,989	22,108	26,383	30,049	30,419

D. U. I. I. OFFENSES BY COUNTY FOR YEARS 2008 through 2012

COUNTY	2008	2009	2010	2011	2012
Baker	63	64	64	75	36
Benton	328	317	432	363	413
Clackamas	3,572	1,990	3,015	2,924	2,711
Clatsop	389	338	258	252	307
Columbia	210	227	224	226	243
Coos	522	380	495	462	382
Crook	130	122	98	90	107
Curry	147	136	183	163	127
Deschutes	1,415	1,363	1,193	1,161	1,168
Douglas	951	755	646	705	610
Gilliam	20	16	19	24	18
Grant	66	52	56	51	38
Harney	83	58	58	56	35
Hood River	208	195	127	111	112
Jackson	1,630	1,345	1,330	1,591	1,515
Jefferson	141	125	96	87	72
Josephine	227	269	567	447	331
Klamath	443	452	399	455	369
Lake	62	48	58	61	24
Lane	2,174	2,167	2,097	2,191	1,992
Lincoln	511	583	470	382	346
Linn	749	719	598	589	606
Malheur	159	150	154	139	159
Marion	1,868	1,805	1,543	1,380	1,225
Morrow	113	59	52	44	36
Multnomah	3,244	2,835	2,707	2,696	3,052
Polk	491	427	382	364	387
Sherman	12	20	18	28	19
Tillamook	148	132	108	113	159
Umatilla	517	466	398	434	392
Union	159	149	148	151	113
Wallowa	24	25	33	9	8
Wasco	169	186	154	173	174
Washington	2,700	2,783	2,993	3,011	2,678
Wheeler	5	3	4	5	0
Yamhill	755	683	637	554	454
TOTAL	24,405	21,444	21,814	21,567	20,418

STATEWIDE D.U.I.I. OFFENSES DISTRIBUTED BY COUNTY and MAJOR POPULATION CENTER 2012

County	Population	No. DUII Offenses	Rate per 10,000	St. Police Offenses	Sheriff Offenses	Major City	City Population	D. U. I. I. Offenses
BAKER	16,210	36	22.2	20	16	Baker City	9,890	0
BENTON	86,785	413	47.6	44	193	Corvallis	55,055	149
CLACKAMAS	381,680	2,711	71.0	332	1,675	Lake Oswego	36,770	126
CLATSOP	37,190	307	82.5	92	85	Astoria	9,555	46
COLUMBIA	49,680	243	48.9	70	44	St. Helens	12,920	49
COOS	62,890	382	60.7	122	35	Coos Bay	16,060	103
CROOK	20,650	107	51.8	5	52	Prineville	9,245	50
CURRY	22,295	127	57.0	26	30	Brookings	6,370	50
DESCHUTES	160,140	1,168	72.9	227	284	Bend	77,455	491
DOUGLAS	108,195	610	56.4	99	208	Roseburg	21,920	172
GILLIAM	1,900	18	94.7	5	13	Condon	695	0
GRANT	7,450	38	51.0	28	0	John Day	1,745	10
HARNEY	7,315	35	47.8	12	13	Burns	2,835	8
HOOD RIVER	22,875	112	49.0	26	67	Hood River	7,375	19
JACKSON	204,630	1,515	74.0	358	284	Medford	75,545	506
JEFFERSON	21,945	72	32.8	14	18	Madras	6,260	33
JOSEPHINE	82,775	331	40.0	119	60	Grants Pass	34,740	152
KLAMATH	66,740	369	55.3	169	96	Klamath Falls	21,465	104
LAKE	7,920	24	30.3	5	17	Lakeview	2,300	2
LANE	354,200	1,992	56.2	357	159	Eugene	158,335	742
						Springfield	59,840	490
LINCOLN	46,295	346	74.7	69	79	Lincoln City	7,965	95
						New port	10,150	73
LINN	118,035	606	51.3	189	126	Albany	50,710	209
MALHEUR	31,395	159	50.6	90	30	Ontario	11,415	24
MARION	320,495	1,225	38.2	247	296	Salem (Marion)	131,989	292
MORROW	11,300	36	31.9	4	19	Boardman	3,235	13
MULTNOMAH	748,445	3,052	40.8	62	216	Gresham	105,970	592
						Portland	587,865	2,057
POLK	76,625	387	50.5	12	162	Dallas	14,670	39
						Salem (Polk)	24,466	54
SHERMAN	1,765	19	107.6	5	14			
TILLAMOOK	25,305	159	62.8	52	62	Tillamook	4,880	33
UMATILLA	77,120	392	50.8	87	9	Pendleton	16,715	88
UNION	26,175	113	43.2	68	28	La Grande	13,110	17
WALLOWA	7,015	8	11.4	3	3	Enterprise	1,940	2
WASCO	25,485	174	68.3	67	48	The Dalles	14,440	59
WASHINGTON	542,845	2,678	49.3	171	1,211	Beaverton	91,205	452
						Hillsboro	92,550	370
						Tigard	48,695	114
WHEELER	1,425	0	0.0	0	0			
YAMHILL	100,550	454	45.2	93	91	McMinnville	32,735	140
STATEWIDE TOTALS	3,883,740	20,418	52.6	3,349	5,743	MAJOR CITY TOTAL	1,891,080	8,025

STATEWIDE TRAFFIC CRIME, FISH & GAME and MARINE VIOLATIONS

CLASSIFICATION	2012 OFFENSES	PERSONS ARRESTED				
		ADULT	JUVENILE	TOTAL	MALE	FEMALE
TRAFFIC CRIME						
Hit & Run-Misdemeanor	5,501	1,196	49	1,245	869	376
Hit & Run-Felony	339	73	2	75	58	17
Reckless Driving	6,076	1,300	38	1,338	1,129	209
Eluding	1,222	369	11	380	349	31
Drive/W Suspend-Misdemeanor	6,749	4,647	9	4,656	3,713	943
Drive/W Suspend-Felony	405	269	1	270	232	38
Fail to Display Drive License	1,601	1,073	25	1,098	803	295
TRAFFIC CRIME TOTAL	21,893	8,927	135	9,062	7,153	1,909
FISH and GAME						
Sport Fishing	122	220	4	224	149	75
Commercial Fishing	99	68	1	69	69	0
Personal Use	219	216	5	221	221	0
Game	597	510	19	529	529	0
FISH and GAME TOTAL	1,037	1,014	29	1,043	968	75
MARINE VIOLATIONS						
License Violation	9	8	0	8	6	2
Insuff Life Preserve	14	16	0	16	11	5
Muffling	0	0	0	0	0	0
Other Equip. Violation	4	4	0	4	4	0
Operate Without Lights	0	0	0	0	0	0
Reckless Operation	6	2	0	2	2	0
Speeding	0	0	0	0	0	0
Operate While Intoxicated	26	22	0	22	22	0
Other	39	16	1	17	16	1
MARINE TOTAL	98	68	1	69	61	8

SECTION 6
STATEWIDE
ARREST INFORMATION

This section provides statewide information on the number of persons arrested for each offense by age and sex.

This page is intentionally blank.

NUMBER OF ARRESTS BY AGE - STATE OF OREGON, 2012

TOTAL ARRESTS	ADULT ARRESTS	JUVENILE ARRESTS		Under 10				10 to 13				13 to 15				15 to 17				17 to 19				19 to 21				21 to 25				25 to 29				29 to 30				30 to 35				35 to 40				40 to 45				45 to 50				50 to 55				55 to 60				60 to 65				65 and Over																																																																																																																																																																																																																																																																																																																																																																																																																																																																																																																																																																																																																																																																																																																																																																																																																																																																																																																																																																																												
				10	12	14	15	16	17	18	19	20	21	22	23	24	25	29	30	34	35	39	40	44	45	49	50	54	55	59	60	64	65	69	70	74	75	79	80	84	85	89	90	94	95	99	100																																																																																																																																																																																																																																																																																																																																																																																																																																																																																																																																																																																																																																																																																																																																																																																																																																																																																																																																																																																																																	
CRIMES AGAINST PERSONS																																																																																																																																																																																																																																																																																																																																																																																																																																																																																																																																																																																																																																																																																																																																																																																																																																																																																																																																																																																																																																																																
73	70	3	Willful Murder *	0	0	0	2	1	0	1	1	6	4	3	4	4	12	8	6	7	8	3	1	2	0	21	19	2	Neg. Homicide (1)	0	0	0	0	2	0	1	0	1	0	1	0	1	2	0	2	3	2	1	0	3	3	0	0	227	205	22	Forcible Rape *	0	2	4	3	7	6	18	14	8	7	9	12	8	27	24	18	17	25	7	5	2	4	1,514	1,348	166	Other Sex Crime	0	28	62	25	15	36	62	61	68	56	52	56	37	182	141	111	157	106	104	62	39	54	36	32	4	Kidnapping	0	0	0	0	2	2	0	0	0	0	0	2	2	6	4	5	1	3	3	5	1	0	1,053	901	152	Robbery *	0	4	32	23	44	49	48	50	52	52	44	61	42	175	152	67	67	43	26	15	4	3	2,804	2,533	271	Aggravated Assault *	1	25	67	54	55	69	63	90	87	130	120	99	93	503	353	258	223	189	144	95	46	40	11,448	10,092	1,356	Simple Assault	1	146	403	275	271	260	260	270	358	394	407	371	378	1,730	1,461	1,158	1,022	865	714	372	186	146	17,176	15,200	1,976	TOTAL	2	205	568	382	397	422	453	486	580	643	636	607	564	2,637	2,146	1,625	1,495	1,239	1,004	558	280	247	CRIMES AGAINST PROPERTY																																										2,428	1,954	474	Burglary *	4	54	144	99	94	79	106	93	94	113	106	87	67	374	278	210	166	110	92	42	4	12	21,172	17,580	3,592	Larceny *	9	222	980	761	835	785	805	817	835	770	743	740	589	2,850	2,512	1,788	1,571	1,379	1,095	555	273	258	1,786	1,586	200	Motor Vehicle Theft *	0	3	44	50	47	56	57	48	56	71	115	76	61	345	243	187	136	94	64	23	7	3	238	118	120	Arson *	6	30	39	20	11	14	5	3	9	7	1	3	2	22	14	14	5	12	9	9	2	1	839	822	17	Forgery/Counterfeit	0	1	1	0	5	10	17	27	25	31	35	37	41	182	164	104	69	39	27	17	5	2	1,923	1,850	73	Fraud	0	1	17	9	19	27	60	66	82	80	65	77	84	332	328	225	171	103	79	46	34	18	34	33	1	Embezzlement	0	0	0	0	0	1	1	1	1	1	2	0	1	5	3	5	2	3	3	1	2	2	456	389	67	Stolen Property	0	6	14	16	20	10	20	23	16	31	19	12	12	55	61	45	38	18	22	13	5	1	4,263	3,142	1,121	Vandalism	7	135	341	181	234	223	166	168	179	189	146	111	152	557	401	287	235	185	176	84	50	56	33,139	27,474	5,665	TOTAL	26	452	1,580	1,136	1,265	1,205	1,237	1,246	1,297	1,293	1,232	1,143	1,009	4,722	4,004	2,865	2,393	1,943	1,567	790	382	353	BEHAVIORAL CRIMES																																										1,884	1,726	158	Weapon Laws	0	1	37	36	41	43	66	85	52	83	82	83	62	319	264	180	151	118	86	54	18	23	381	378	3	Prostitution	0	0	0	1	1	1	5	9	14	10	16	16	14	58	59	35	45	37	24	20	8	8	21,856	19,210	2,646	Drug Laws	1	82	602	574	661	726	935	984	991	890	915	932	716	3,287	2,699	1,803	1,692	1,491	1,116	504	190	65	2	2	0	Gambling	0	0	0	0	0	0	0	0	0	0	0	0	0	1	1	0	0	0	0	0	0	0	614	608	6	Crimes Against Famil	2	0	1	0	3	0	13	11	13	24	29	34	17	123	116	83	54	46	22	13	5	5	17,251	17,151	100	D.U.I.I.	0	1	3	2	24	70	158	327	327	719	769	759	654	2,900	2,323	1,743	1,659	1,560	1,352	920	513	468	13,760	11,534	2,226	Liquor Laws	0	15	285	421	573	932	1,254	1,649	1,698	406	306	176	164	680	569	584	877	1,116	1,107	600	272	76	10,691	9,578	1,113	Disorderly Conduct	2	76	387	244	204	200	282	315	331	465	456	365	359	1,527	1,283	977	877	806	800	412	199	124	20,804	18,193	2,611	All Other	18	146	639	519	589	700	487	469	555	615	564	561	503	2,471	2,207	1,820	2,007	2,045	1,763	1,100	546	480	1,037	0	1,037	Curfew	1	38	265	246	276	211	0	0	0	0	0	0	0	0	0	0	0	0	0	0	0	0	0	1,401	0	1,401	Runaway Juveniles	1	59	407	358	338	238	0	0	0	0	0	0	0	0	0	0	0	0	0	0	0	0	0	89,681	78,380	11,301	TOTAL	25	418	2,626	2,401	2,710	3,121	3,200	3,849	3,981	3,212	3,137	2,926	2,489	11,366	9,521	7,225	7,362	7,219	6,270	3,623	1,751	1,249	139,996	121,054	18,942	GRAND TOTAL	53	1,075	4,774	3,919	4,372	4,748	4,890	5,581	5,858	5,148	5,005	4,676	4,062	18,725	15,671	11,715	11,250	10,401	8,841	4,971	2,413	1,849	29,781	24,947	4,834	* Index Total	20	340	1,310	1,012	1,094	1,058	1,103	1,116	1,147	1,154	1,141	1,082	866	4,308	3,584	2,548	2,192	1,860	1,440	745	340	321	9,062	8,927	135	Traffic Crimes	0	0	2	16	49	68	195	229	256	360	329	306	334	1,522	1,337	1,045	875	772	633	351	191	192	1,043	1,014	29	Fish & Game Violatic	0	0	1	2	11	15	56	2	57	114	3	113	4	67	233	65	118	6	62	57	56	1	69	68	1	Marine Violations	0	0	0	0	1	0	1	1	1	2	0	2	3	1	10	6	7	8	7	7	9	0	4
17,176	15,200	1,976	TOTAL	2	205	568	382	397	422	453	486	580	643	636	607	564	2,637	2,146	1,625	1,495	1,239	1,004	558	280	247	CRIMES AGAINST PROPERTY																																										2,428	1,954	474	Burglary *	4	54	144	99	94	79	106	93	94	113	106	87	67	374	278	210	166	110	92	42	4	12	21,172	17,580	3,592	Larceny *	9	222	980	761	835	785	805	817	835	770	743	740	589	2,850	2,512	1,788	1,571	1,379	1,095	555	273	258	1,786	1,586	200	Motor Vehicle Theft *	0	3	44	50	47	56	57	48	56	71	115	76	61	345	243	187	136	94	64	23	7	3	238	118	120	Arson *	6	30	39	20	11	14	5	3	9	7	1	3	2	22	14	14	5	12	9	9	2	1	839	822	17	Forgery/Counterfeit	0	1	1	0	5	10	17	27	25	31	35	37	41	182	164	104	69	39	27	17	5	2	1,923	1,850	73	Fraud	0	1	17	9	19	27	60	66	82	80	65	77	84	332	328	225	171	103	79	46	34	18	34	33	1	Embezzlement	0	0	0	0	0	1	1	1	1	1	2	0	1	5	3	5	2	3	3	1	2	2	456	389	67	Stolen Property	0	6	14	16	20	10	20	23	16	31	19	12	12	55	61	45	38	18	22	13	5	1	4,263	3,142	1,121	Vandalism	7	135	341	181	234	223	166	168	179	189	146	111	152	557	401	287	235	185	176	84	50	56	33,139	27,474	5,665	TOTAL	26	452	1,580	1,136	1,265	1,205	1,237	1,246	1,297	1,293	1,232	1,143	1,009	4,722	4,004	2,865	2,393	1,943	1,567	790	382	353	BEHAVIORAL CRIMES																																										1,884	1,726	158	Weapon Laws	0	1	37	36	41	43	66	85	52	83	82	83	62	319	264	180	151	118	86	54	18	23	381	378	3	Prostitution	0	0	0	1	1	1	5	9	14	10	16	16	14	58	59	35	45	37	24	20	8	8	21,856	19,210	2,646	Drug Laws	1	82	602	574	661	726	935	984	991	890	915	932	716	3,287	2,699	1,803	1,692	1,491	1,116	504	190	65	2	2	0	Gambling	0	0	0	0	0	0	0	0	0	0	0	0	0	1	1	0	0	0	0	0	0	0	614	608	6	Crimes Against Famil	2	0	1	0	3	0	13	11	13	24	29	34	17	123	116	83	54	46	22	13	5	5	17,251	17,151	100	D.U.I.I.	0	1	3	2	24	70	158	327	327	719	769	759	654	2,900	2,323	1,743	1,659	1,560	1,352	920	513	468	13,760	11,534	2,226	Liquor Laws	0	15	285	421	573	932	1,254	1,649	1,698	406	306	176	164	680	569	584	877	1,116	1,107	600	272	76	10,691	9,578	1,113	Disorderly Conduct	2	76	387	244	204	200	282	315	331	465	456	365	359	1,527	1,283	977	877	806	800	412	199	124	20,804	18,193	2,611	All Other	18	146	639	519	589	700	487	469	555	615	564	561	503	2,471	2,207	1,820	2,007	2,045	1,763	1,100	546	480	1,037	0	1,037	Curfew	1	38	265	246	276	211	0	0	0	0	0	0	0	0	0	0	0	0	0	0	0	0	0	1,401	0	1,401	Runaway Juveniles	1	59	407	358	338	238	0	0	0	0	0	0	0	0	0	0	0	0	0	0	0	0	0	89,681	78,380	11,301	TOTAL	25	418	2,626	2,401	2,710	3,121	3,200	3,849	3,981	3,212	3,137	2,926	2,489	11,366	9,521	7,225	7,362	7,219	6,270	3,623	1,751	1,249	139,996	121,054	18,942	GRAND TOTAL	53	1,075	4,774	3,919	4,372	4,748	4,890	5,581	5,858	5,148	5,005	4,676	4,062	18,725	15,671	11,715	11,250	10,401	8,841	4,971	2,413	1,849	29,781	24,947	4,834	* Index Total	20	340	1,310	1,012	1,094	1,058	1,103	1,116	1,147	1,154	1,141	1,082	866	4,308	3,584	2,548	2,192	1,860	1,440	745	340	321	9,062	8,927	135	Traffic Crimes	0	0	2	16	49	68	195	229	256	360	329	306	334	1,522	1,337	1,045	875	772	633	351	191	192	1,043	1,014	29	Fish & Game Violatic	0	0	1	2	11	15	56	2	57	114	3	113	4	67	233	65	118	6	62	57	56	1	69	68	1	Marine Violations	0	0	0	0	1	0	1	1	1	2	0	2	3	1	10	6	7	8	7	7	9	0	4																																																																																																																																																																																																																		
CRIMES AGAINST PROPERTY																																																																																																																																																																																																																																																																																																																																																																																																																																																																																																																																																																																																																																																																																																																																																																																																																																																																																																																																																																																																																																																																
2,428	1,954	474	Burglary *	4	54	144	99	94	79	106	93	94	113	106	87	67	374	278	210	166	110	92	42	4	12	21,172	17,580	3,592	Larceny *	9	222	980	761	835	785	805	817	835	770	743	740	589	2,850	2,512	1,788	1,571	1,379	1,095	555	273	258	1,786	1,586	200	Motor Vehicle Theft *	0	3	44	50	47	56	57	48	56	71	115	76	61	345	243	187	136	94	64	23	7	3	238	118	120	Arson *	6	30	39	20	11	14	5	3	9	7	1	3	2	22	14	14	5	12	9	9	2	1	839	822	17	Forgery/Counterfeit	0	1	1	0	5	10	17	27	25	31	35	37	41	182	164	104	69	39	27	17	5	2	1,923	1,850	73	Fraud	0	1	17	9	19	27	60	66	82	80	65	77	84	332	328	225	171	103	79	46	34	18	34	33	1	Embezzlement	0	0	0	0	0	1	1	1	1	1	2	0	1	5	3	5	2	3	3	1	2	2	456	389	67	Stolen Property	0	6	14	16	20	10	20	23	16	31	19	12	12	55	61	45	38	18	22	13	5	1	4,263	3,142	1,121	Vandalism	7	135	341	181	234	223	166	168	179	189	146	111	152	557	401	287	235	185	176	84	50	56	33,139	27,474	5,665	TOTAL	26	452	1,580	1,136	1,265	1,205	1,237	1,246	1,297	1,293	1,232	1,143	1,009	4,722	4,004	2,865	2,393	1,943	1,567	790	382	353	BEHAVIORAL CRIMES																																										1,884	1,726	158	Weapon Laws	0	1	37	36	41	43	66	85	52	83	82	83	62	319	264	180	151	118	86	54	18	23	381	378	3	Prostitution	0	0	0	1	1	1	5	9	14	10	16	16	14	58	59	35	45	37	24	20	8	8	21,856	19,210	2,646	Drug Laws	1	82	602	574	661	726	935	984	991	890	915	932	716	3,287	2,699	1,803	1,692	1,491	1,116	504	190	65	2	2	0	Gambling	0	0	0	0	0	0	0	0	0	0	0	0	0	1	1	0	0	0	0	0	0	0	614	608	6	Crimes Against Famil	2	0	1	0	3	0	13	11	13	24	29	34	17	123	116	83	54	46	22	13	5	5	17,251	17,151	100	D.U.I.I.	0	1	3	2	24	70	158	327	327	719	769	759	654	2,900	2,323	1,743	1,659	1,560	1,352	920	513	468	13,760	11,534	2,226	Liquor Laws	0	15	285	421	573	932	1,254	1,649	1,698	406	306	176	164	680	569	584	877	1,116	1,107	600	272	76	10,691	9,578	1,113	Disorderly Conduct	2	76	387	244	204	200	282	315	331	465	456	365	359	1,527	1,283	977	877	806	800	412	199	124	20,804	18,193	2,611	All Other	18	146	639	519	589	700	487	469	555	615	564	561	503	2,471	2,207	1,820	2,007	2,045	1,763	1,100	546	480	1,037	0	1,037	Curfew	1	38	265	246	276	211	0	0	0	0	0	0	0	0	0	0	0	0	0	0	0	0	0	1,401	0	1,401	Runaway Juveniles	1	59	407	358	338	238	0	0	0	0	0	0	0	0	0	0	0	0	0	0	0	0	0	89,681	78,380	11,301	TOTAL	25	418	2,626	2,401	2,710	3,121	3,200	3,849	3,981	3,212	3,137	2,926	2,489	11,366	9,521	7,225	7,362	7,219	6,270	3,623	1,751	1,249	139,996	121,054	18,942	GRAND TOTAL	53	1,075	4,774	3,919	4,372	4,748	4,890	5,581	5,858	5,148	5,005	4,676	4,062	18,725	15,671	11,715	11,250	10,401	8,841	4,971	2,413	1,849	29,781	24,947	4,834	* Index Total	20	340	1,310	1,012	1,094	1,058	1,103	1,116	1,147	1,154	1,141	1,082	866	4,308	3,584	2,548	2,192	1,860	1,440	745	340	321	9,062	8,927	135	Traffic Crimes	0	0	2	16	49	68	195	229	256	360	329	306	334	1,522	1,337	1,045	875	772	633	351	191	192	1,043	1,014	29	Fish & Game Violatic	0	0	1	2	11	15	56	2	57	114	3	113	4	67	233	65	118	6	62	57	56	1	69	68	1	Marine Violations	0	0	0	0	1	0	1	1	1	2	0	2	3	1	10	6	7	8	7	7	9	0	4																																																																																																																																																																																																																																																																																						
33,139	27,474	5,665	TOTAL	26	452	1,580	1,136	1,265	1,205	1,237	1,246	1,297	1,293	1,232	1,143	1,009	4,722	4,004	2,865	2,393	1,943	1,567	790	382	353	BEHAVIORAL CRIMES																																										1,884	1,726	158	Weapon Laws	0	1	37	36	41	43	66	85	52	83	82	83	62	319	264	180	151	118	86	54	18	23	381	378	3	Prostitution	0	0	0	1	1	1	5	9	14	10	16	16	14	58	59	35	45	37	24	20	8	8	21,856	19,210	2,646	Drug Laws	1	82	602	574	661	726	935	984	991	890	915	932	716	3,287	2,699	1,803	1,692	1,491	1,116	504	190	65	2	2	0	Gambling	0	0	0	0	0	0	0	0	0	0	0	0	0	1	1	0	0	0	0	0	0	0	614	608	6	Crimes Against Famil	2	0	1	0	3	0	13	11	13	24	29	34	17	123	116	83	54	46	22	13	5	5	17,251	17,151	100	D.U.I.I.	0	1	3	2	24	70	158	327	327	719	769	759	654	2,900	2,323	1,743	1,659	1,560	1,352	920	513	468	13,760	11,534	2,226	Liquor Laws	0	15	285	421	573	932	1,254	1,649	1,698	406	306	176	164	680	569	584	877	1,116	1,107	600	272	76	10,691	9,578	1,113	Disorderly Conduct	2	76	387	244	204	200	282	315	331	465	456	365	359	1,527	1,283	977	877	806	800	412	199	124	20,804	18,193	2,611	All Other	18	146	639	519	589	700	487	469	555	615	564	561	503	2,471	2,207	1,820	2,007	2,045	1,763	1,100	546	480	1,037	0	1,037	Curfew	1	38	265	246	276	211	0	0	0	0	0	0	0	0	0	0	0	0	0	0	0	0	0	1,401	0	1,401	Runaway Juveniles	1	59	407	358	338	238	0	0	0	0	0	0	0	0	0	0	0	0	0	0	0	0	0	89,681	78,380	11,301	TOTAL	25	418	2,626	2,401	2,710	3,121	3,200	3,849	3,981	3,212	3,137	2,926	2,489	11,366	9,521	7,225	7,362	7,219	6,270	3,623	1,751	1,249	139,996	121,054	18,942	GRAND TOTAL	53	1,075	4,774	3,919	4,372	4,748	4,890	5,581	5,858	5,148	5,005	4,676	4,062	18,725	15,671	11,715	11,250	10,401	8,841	4,971	2,413	1,849	29,781	24,947	4,834	* Index Total	20	340	1,310	1,012	1,094	1,058	1,103	1,116	1,147	1,154	1,141	1,082	866	4,308	3,584	2,548	2,192	1,860	1,440	745	340	321	9,062	8,927	135	Traffic Crimes	0	0	2	16	49	68	195	229	256	360	329	306	334	1,522	1,337	1,045	875	772	633	351	191	192	1,043	1,014	29	Fish & Game Violatic	0	0	1	2	11	15	56	2	57	114	3	113	4	67	233	65	118	6	62	57	56	1	69	68	1	Marine Violations	0	0	0	0	1	0	1	1	1	2	0	2	3	1	10	6	7	8	7	7	9	0	4																																																																																																																																																																																																																																																																																																																																																																																																																																																																																																																																
BEHAVIORAL CRIMES																																																																																																																																																																																																																																																																																																																																																																																																																																																																																																																																																																																																																																																																																																																																																																																																																																																																																																																																																																																																																																																																
1,884	1,726	158	Weapon Laws	0	1	37	36	41	43	66	85	52	83	82	83	62	319	264	180	151	118	86	54	18	23	381	378	3	Prostitution	0	0	0	1	1	1	5	9	14	10	16	16	14	58	59	35	45	37	24	20	8	8	21,856	19,210	2,646	Drug Laws	1	82	602	574	661	726	935	984	991	890	915	932	716	3,287	2,699	1,803	1,692	1,491	1,116	504	190	65	2	2	0	Gambling	0	0	0	0	0	0	0	0	0	0	0	0	0	1	1	0	0	0	0	0	0	0	614	608	6	Crimes Against Famil	2	0	1	0	3	0	13	11	13	24	29	34	17	123	116	83	54	46	22	13	5	5	17,251	17,151	100	D.U.I.I.	0	1	3	2	24	70	158	327	327	719	769	759	654	2,900	2,323	1,743	1,659	1,560	1,352	920	513	468	13,760	11,534	2,226	Liquor Laws	0	15	285	421	573	932	1,254	1,649	1,698	406	306	176	164	680	569	584	877	1,116	1,107	600	272	76	10,691	9,578	1,113	Disorderly Conduct	2	76	387	244	204	200	282	315	331	465	456	365	359	1,527	1,283	977	877	806	800	412	199	124	20,804	18,193	2,611	All Other	18	146	639	519	589	700	487	469	555	615	564	561	503	2,471	2,207	1,820	2,007	2,045	1,763	1,100	546	480	1,037	0	1,037	Curfew	1	38	265	246	276	211	0	0	0	0	0	0	0	0	0	0	0	0	0	0	0	0	0	1,401	0	1,401	Runaway Juveniles	1	59	407	358	338	238	0	0	0	0	0	0	0	0	0	0	0	0	0	0	0	0	0	89,681	78,380	11,301	TOTAL	25	418	2,626	2,401	2,710	3,121	3,200	3,849	3,981	3,212	3,137	2,926	2,489	11,366	9,521	7,225	7,362	7,219	6,270	3,623	1,751	1,249	139,996	121,054	18,942	GRAND TOTAL	53	1,075	4,774	3,919	4,372	4,748	4,890	5,581	5,858	5,148	5,005	4,676	4,062	18,725	15,671	11,715	11,250	10,401	8,841	4,971	2,413	1,849	29,781	24,947	4,834	* Index Total	20	340	1,310	1,012	1,094	1,058	1,103	1,116	1,147	1,154	1,141	1,082	866	4,308	3,584	2,548	2,192	1,860	1,440	745	340	321	9,062	8,927	135	Traffic Crimes	0	0	2	16	49	68	195	229	256	360	329	306	334	1,522	1,337	1,045	875	772	633	351	191	192	1,043	1,014	29	Fish & Game Violatic	0	0	1	2	11	15	56	2	57	114	3	113	4	67	233	65	118	6	62	57	56	1	69	68	1	Marine Violations	0	0	0	0	1	0	1	1	1	2	0	2	3	1	10	6	7	8	7	7	9	0	4																																																																																																																																																																																																																																																																																																																																																																																																																																																																																																																																																																																																				
89,681	78,380	11,301	TOTAL	25	418	2,626	2,401	2,710	3,121	3,200	3,849	3,981	3,212	3,137	2,926	2,489	11,366	9,521	7,225	7,362	7,219	6,270	3,623	1,751	1,249	139,996	121,054	18,942	GRAND TOTAL	53	1,075	4,774	3,919	4,372	4,748	4,890	5,581	5,858	5,148	5,005	4,676	4,062	18,725	15,671	11,715	11,250	10,401	8,841	4,971	2,413	1,849	29,781	24,947	4,834	* Index Total	20	340	1,310	1,012	1,094	1,058	1,103	1,116	1,147	1,154	1,141	1,082	866	4,308	3,584	2,548	2,192	1,860	1,440	745	340	321	9,062	8,927	135	Traffic Crimes	0	0	2	16	49	68	195	229	256	360	329	306	334	1,522	1,337	1,045	875	772	633	351	191	192	1,043	1,014	29	Fish & Game Violatic	0	0	1	2	11	15	56	2	57	114	3	113	4	67	233	65	118	6	62	57	56	1	69	68	1	Marine Violations	0	0	0	0	1	0	1	1	1	2	0	2	3	1	10	6	7	8	7	7	9	0	4																																																																																																																																																																																																																																																																																																																																																																																																																																																																																																																																																																																																																																																																																																																																																																																																																																																																																																				
139,996	121,054	18,942	GRAND TOTAL	53	1,075	4,774	3,919	4,372	4,748	4,890	5,581	5,858	5,148	5,005	4,676	4,062	18,725	15,671	11,715	11,250	10,401	8,841	4,971	2,413	1,849	29,781	24,947	4,834	* Index Total	20	340	1,310	1,012	1,094	1,058	1,103	1,116	1,147	1,154	1,141	1,082	866	4,308	3,584	2,548	2,192	1,860	1,440	745	340	321	9,062	8,927	135	Traffic Crimes	0	0	2	16	49	68	195	229	256	360	329	306	334	1,522	1,337	1,045	875	772	633	351	191	192	1,043	1,014	29	Fish & Game Violatic	0	0	1	2	11	15	56	2	57	114	3	113	4	67	233	65	118	6	62	57	56	1	69	68	1	Marine Violations	0	0	0	0	1	0	1	1	1	2	0	2	3	1	10	6	7	8	7	7	9	0	4																																																																																																																																																																																																																																																																																																																																																																																																																																																																																																																																																																																																																																																																																																																																																																																																																																																																																																																														
29,781	24,947	4,834	* Index Total	20	340	1,310	1,012	1,094	1,058	1,103	1,116	1,147	1,154	1,141	1,082	866	4,308	3,584	2,548	2,192	1,860	1,440	745	340	321	9,062	8,927	135	Traffic Crimes	0	0	2	16	49	68	195	229	256	360	329	306	334	1,522	1,337	1,045	875	772	633	351	191	192	1,043	1,014	29	Fish & Game Violatic	0	0	1	2	11	15	56	2	57	114	3	113	4	67	233	65	118	6	62	57	56	1	69	68	1	Marine Violations	0	0	0	0	1	0	1	1	1	2	0	2	3	1	10	6	7	8	7	7	9	0	4																																																																																																																																																																																																																																																																																																																																																																																																																																																																																																																																																																																																																																																																																																																																																																																																																																																																																																																																																								
9,062	8,927	135	Traffic Crimes	0	0	2	16	49	68	195	229	256	360	329	306	334	1,522	1,337	1,045	875	772	633	351	191	192	1,043	1,014	29	Fish & Game Violatic	0	0	1	2	11	15	56	2	57	114	3	113	4	67	233	65	118	6	62	57	56	1	69	68	1	Marine Violations	0	0	0	0	1	0	1	1	1	2	0	2	3	1	10	6	7	8	7	7	9	0	4																																																																																																																																																																																																																																																																																																																																																																																																																																																																																																																																																																																																																																																																																																																																																																																																																																																																																																																																																																																		

(1) Negligent Homicide Arrests include Traffic Death Arrests

NUMBER OF MALE ARRESTS BY AGE - STATE OF OREGON, 2012

TOTAL ARRESTS	ADULT ARRESTS	JUVENILE ARRESTS		Under	10 to	13 to																		25 to	30 to	35 to	40 to	45 to	50 to	55 to	60 to	65 and
				10	12	14	15	16	17	18	19	20	21	22	23	24	29	34	39	44	49	54	59	64	Over							
CRIMES AGAINST PERSONS																																
64	62	2	Willful Murder *	0	0	0	1	1	0	1	1	6	4	3	3	11	7	5	6	7	2	1	2	0	0	0	0					
16	14	2	Neg. Homicide (1)	0	0	0	0	2	0	1	0	1	0	1	0	1	1	1	1	0	3	3	0	0	0	0	0					
221	199	22	Forcible Rape *	0	2	4	3	7	6	14	13	8	6	9	12	8	27	24	18	17	25	7	5	2	4	4						
1,424	1,267	157	Other Sex Crime	0	27	59	21	15	35	60	58	63	50	50	50	33	163	129	108	151	103	99	57	39	54	54						
34	30	4	Kidnapping	0	0	0	0	2	2	0	0	0	0	2	2	5	4	4	1	3	3	5	1	0	0	0						
852	727	125	Robbery *	0	2	28	17	36	42	41	38	42	41	39	51	37	145	108	54	53	37	23	14	3	1	1						
2,304	2,106	198	Aggravated Assault *	1	22	41	36	41	57	58	78	72	105	101	82	78	429	280	213	182	153	122	78	41	34	34						
8,229	7,419	810	Simple Assault	1	92	218	135	181	183	183	187	257	289	280	259	269	1,286	1,060	836	741	651	558	284	160	119	119						
13,144	11,824	1,320	TOTAL	2	145	350	213	285	325	358	375	449	495	483	460	430	2,067	1,613	1,239	1,152	979	817	447	248	212	212						
CRIMES AGAINST PROPERTY																																
2,041	1,626	415	Burglary *	4	47	116	88	88	72	98	82	83	93	91	69	61	312	227	162	133	91	74	37	2	11	11						
12,507	10,482	2,025	Larceny *	4	138	566	417	452	448	476	509	528	499	446	439	323	1,686	1,450	1,028	901	874	671	354	140	158	158						
1,426	1,264	162	Motor Vehicle Theft *	0	2	32	38	39	51	53	30	46	50	84	52	51	281	190	145	114	85	55	20	5	3	3						
206	100	106	Arson *	6	24	32	20	11	13	5	3	7	6	1	2	2	19	13	12	2	10	8	7	2	1	1						
523	512	11	Forgery/Counterfeit	0	1	1	0	4	5	10	20	15	22	23	22	23	101	98	66	45	29	20	13	5	0	0						
1,285	1,243	42	Fraud	0	1	12	4	11	14	45	55	53	55	50	55	50	220	198	151	112	74	53	31	25	16	16						
12	12	0	Embezzlement	0	0	0	0	0	0	0	1	1	1	0	0	1	2	1	1	1	1	0	1	0	0	0						
350	293	57	Stolen Property	0	4	13	13	16	10	20	20	13	23	13	10	8	34	46	34	28	14	16	11	4	1	1						
3,472	2,549	923	Vandalism	4	107	276	146	201	189	149	144	156	163	122	89	130	442	318	232	185	138	138	68	39	36	36						
21,822	18,081	3,741	TOTAL	18	324	1,048	726	822	802	856	864	902	912	830	738	649	3,097	2,541	1,831	1,521	1,316	1,036	541	223	226	226						
BEHAVIORAL CRIMES																																
1,717	1,570	147	Weapon Laws	0	1	33	32	40	41	65	80	45	78	76	72	51	295	243	157	136	102	79	52	17	22	22						
178	177	1	Prostitution	0	0	0	0	1	0	0	1	2	1	3	6	3	15	25	21	24	21	20	19	8	8	8						
16,615	14,706	1,909	Drug Laws	1	54	410	382	505	557	758	817	784	692	707	689	527	2,515	2,000	1,299	1,277	1,119	897	414	152	59	59						
1	1	0	Gambling	0	0	0	0	0	0	0	0	0	0	0	0	0	0	1	0	0	0	0	0	0	0	0						
228	225	3	Crimes Against Family	1	0	0	0	2	0	6	4	6	13	7	11	3	43	49	27	18	17	12	6	2	1	1						
12,488	12,411	77	D.U.I.I.	0	1	2	2	18	54	116	262	258	532	565	567	462	2,099	1,729	1,248	1,129	1,101	930	665	376	372	372						
10,079	8,795	1,284	Liquor Laws	0	7	136	223	324	594	796	1,076	1,118	309	248	156	142	568	450	468	765	906	908	557	253	75	75						
8,306	7,566	740	Disorderly Conduct	2	54	246	160	132	146	229	255	261	359	358	296	284	1,223	975	788	664	622	650	340	169	93	93						
15,652	13,516	2,136	All Other	17	116	516	429	470	588	373	365	405	459	403	414	372	1,836	1,537	1,307	1,458	1,538	1,340	890	437	382	382						
715	0	715	Curfew	1	25	179	151	202	157	0	0	0	0	0	0	0	0	0	0	0	0	0	0	0	0	0						
693	0	693	Runaway Juveniles	0	34	159	174	191	135	0	0	0	0	0	0	0	0	0	0	0	0	0	0	0	0	0						
66,672	58,967	7,705	TOTAL	22	292	1,681	1,553	1,885	2,272	2,343	2,860	2,879	2,443	2,367	2,211	1,844	8,594	7,009	5,315	5,471	5,426	4,836	2,943	1,414	1,012	1,012						
101,638	88,872	12,766	GRAND TOTAL	42	761	3,079	2,492	2,992	3,399	3,557	4,099	4,230	3,850	3,680	3,409	2,923	13,758	11,163	8,385	8,144	7,721	6,689	3,931	1,885	1,450	1,450						
19,621	16,566	3,055	* Index Total	15	237	819	620	675	689	746	754	792	804	774	710	563	2,910	2,299	1,637	1,408	1,282	962	516	197	212	212						
7,153	7,039	114	Traffic Crimes	0	0	2	10	40	62	157	178	209	294	242	238	268	1,202	1,025	784	701	615	504	303	159	160	160						
968	940	28	Fish & Game Violation	0	0	1	2	10	15	55	0	55	111	0	110	0	55	221	55	111	0	57	55	55	0	0						
61	60	1	Marine Violations	0	0	0	0	1	0	1	1	2	0	1	2	1	9	5	6	7	6	6	9	0	4	4						

(1) Negligent Homicide Arrests include Traffic Death Arrests

NUMBER OF FEMALE ARRESTS BY AGE - STATE OF OREGON, 2012

TOTAL ARRESTS	ADULT ARRESTS	JUVENILE ARRESTS		Under	10 to	13 to																		
				10	12	14	15	16	17	18	19	20	21	22	23	24	25 to 29	30 to 34	35 to 39	40 to 44	45 to 49	50 to 54	55 to 59	60 to 64
CRIMES AGAINST PERSONS																								
9	8	1	Willful Murder *	0	0	0	1	0	0	0	0	0	0	1	1	1	1	1	1	1	1	0	0	0
5	5	0	Neg. Homicide (1)	0	0	0	0	0	0	0	0	0	0	1	0	1	2	1	0	0	0	0	0	0
6	6	0	Forcible Rape *	0	0	0	0	0	0	4	1	0	1	0	0	0	0	0	0	0	0	0	0	0
90	81	9	Other Sex Crime	0	1	3	4	0	1	2	3	5	6	2	6	4	19	12	3	6	3	5	5	0
2	2	0	Kidnapping	0	0	0	0	0	0	0	0	0	0	0	0	1	0	1	0	0	0	0	0	0
201	174	27	Robbery *	0	2	4	6	8	7	7	12	10	11	5	10	5	30	44	13	14	6	3	1	1
500	427	73	Aggravated Assault *	0	3	26	18	14	12	5	12	15	25	19	17	15	74	73	45	41	36	22	17	5
3,219	2,673	546	Simple Assault	0	54	185	140	90	77	77	83	101	105	127	112	109	444	401	322	281	214	156	88	26
4,032	3,376	656	TOTAL	0	60	218	169	112	97	95	111	131	148	153	147	134	570	533	386	343	260	187	111	32
CRIMES AGAINST PROPERTY																								
387	328	59	Burglary *	0	7	28	11	6	7	8	11	11	20	15	18	6	62	51	48	33	19	18	5	2
8,665	7,098	1,567	Larceny *	5	84	414	344	383	337	329	308	307	271	297	301	266	1,164	1,062	760	670	505	424	201	133
360	322	38	Motor Vehicle Theft *	0	1	12	12	8	5	4	18	10	21	31	24	10	64	53	42	22	9	9	3	2
32	18	14	Arson *	0	6	7	0	0	1	0	0	2	1	0	1	0	3	1	2	3	2	1	2	0
316	310	6	Forgery/Counterfeit	0	0	0	0	1	5	7	7	10	9	12	15	18	81	66	38	24	10	7	4	0
638	607	31	Fraud	0	0	5	5	8	13	15	11	29	25	15	22	34	112	130	74	59	29	26	15	9
22	21	1	Embezzlement	0	0	0	0	0	1	1	0	0	0	2	0	0	3	2	4	1	2	2	1	1
106	96	10	Stolen Property	0	2	1	3	4	0	0	3	3	8	6	2	4	21	15	11	10	4	6	2	1
791	593	198	Vandalism	3	28	65	35	33	34	17	24	23	26	24	22	22	115	83	55	50	47	38	16	11
1,317	9,393	1,924	TOTAL	8	128	532	410	443	403	381	382	395	381	402	405	360	1,625	1,463	1,034	872	627	531	249	159
BEHAVIORAL CRIMES																								
167	156	11	Weapon Laws	0	0	4	4	1	2	1	5	7	5	6	11	11	24	21	23	15	16	7	2	1
203	201	2	Prostitution	0	0	0	1	0	1	5	8	12	9	13	10	11	43	34	14	21	16	4	1	0
5,241	4,504	737	Drug Laws	0	28	192	192	156	169	177	167	207	198	208	243	189	772	699	504	415	372	219	90	38
1	1	0	Gambling	0	0	0	0	0	0	0	0	0	0	0	0	0	1	0	0	0	0	0	0	0
386	383	3	Crimes Against Family	1	0	1	0	1	0	7	7	7	11	22	23	14	80	67	56	36	29	10	7	3
4,763	4,740	23	D.U.I.I.	0	0	1	0	6	16	42	65	69	187	204	192	192	801	594	495	530	459	422	255	137
3,681	2,739	942	Liquor Laws	0	8	149	198	249	338	458	573	580	97	58	20	22	112	119	116	112	210	199	43	19
2,385	2,012	373	Disorderly Conduct	0	22	141	84	72	54	53	60	70	106	98	69	75	304	308	189	213	184	150	72	30
5,152	4,677	475	All Other	1	30	123	90	119	112	114	104	150	156	161	147	131	635	670	513	549	507	423	210	109
322	0	322	Curfew	0	13	86	95	74	54	0	0	0	0	0	0	0	0	0	0	0	0	0	0	0
708	0	708	Runaway Juveniles	1	25	248	184	147	103	0	0	0	0	0	0	0	0	0	0	0	0	0	0	0
23,009	19,413	3,596	TOTAL	3	126	945	848	825	849	857	989	1,102	769	770	715	645	2,772	2,512	1,910	1,891	1,793	1,434	680	337
38,358	32,182	6,176	GRAND TOTAL	11	314	1,695	1,427	1,380	1,349	1,333	1,482	1,628	1,298	1,325	1,267	1,139	4,967	4,508	3,330	3,106	2,680	2,152	1,040	528
10,160	8,381	1,779	* Index Total	5	103	491	392	419	369	357	362	355	350	367	372	303	1,398	1,285	911	784	578	478	229	143
1,909	1,888	21	Traffic Crimes	0	0	0	6	9	6	38	51	47	66	87	68	66	320	312	261	174	157	129	48	32
75	74	1	Fish & Game Violations	0	0	0	0	1	0	1	2	2	3	3	3	4	12	12	10	7	6	5	2	1
8	8	0	Marine Violations	0	0	0	0	0	0	0	0	0	0	1	1	0	1	1	1	1	1	1	0	0

6-5

(1) Negligent Homicide Arrests include Traffic Death Arrests

STATEWIDE ARRESTS BY RACE – 2012

TOTAL ARRESTS	ADULT ARRESTS	JUVENILE ARRESTS		WHITE			BLACK			NATIVE AMERICAN			HISPANIC			INDO-CHINESE			OTHER ASIAN		
				Adult	Juven	Total	Adult	Juven	Total	Adult	Juven	Total	Adult	Juven	Total	Adult	Juven	Total	Adult	Juven	Total
CRIME AGAINST PERSON																					
73	70	3	Willful Murder *	45	-	45	14	1	15	-	-	-	8	2	10	-	-	-	3	-	3
21	19	2	Neg. Homicide(1)	18	-	18	-	-	-	-	-	-	1	2	3	-	-	-	-	-	-
227	205	22	Forcible Rape *	137	21	158	24	1	25	1	-	1	43	-	43	-	-	-	-	-	-
1,514	1,348	166	Other Sex Crime	1,134	139	1,273	67	16	83	22	-	22	113	10	123	1	-	1	11	1	12
36	32	4	Kidnapping	26	-	26	2	-	2	-	-	-	4	4	8	-	-	-	-	-	-
1,053	901	152	Robbery *	678	52	730	133	60	193	13	2	15	67	28	95	-	-	-	10	10	20
2,804	2,533	271	Aggravated Assault *	1,952	176	2,128	281	48	329	46	6	52	224	39	263	-	-	-	30	2	32
11,448	10,092	1,356	Simple Assault	8,076	1,042	9,118	911	131	1,042	197	29	226	747	139	886	-	-	-	161	15	176
17,176	15,200	1,976	TOTAL	12,066	1,430	13,496	1,432	257	1,689	279	37	316	1,207	224	1,431	1	-	1	215	28	243
CRIME AGAINST PROPERTY																					
2,428	1,954	474	Burglary *	1,687	374	2,061	123	19	142	27	10	37	90	62	152	-	-	-	27	9	36
21,172	17,580	3,592	Larceny *	14,645	2,620	17,265	1,309	364	1,673	381	71	452	1,008	482	1,490	-	-	-	237	55	292
1,786	1,586	200	Motor Vehicle Theft *	1,381	167	1,548	97	11	108	18	3	21	73	19	92	-	-	-	17	-	17
238	118	120	Arson *	104	105	209	7	5	12	1	2	3	5	8	13	-	-	-	1	-	1
839	822	17	Forgery/Counterfeit	629	9	638	55	4	59	4	-	4	116	4	120	1	-	1	17	-	17
1,923	1,850	73	Fraud	1,525	50	1,575	145	16	161	27	1	28	126	6	132	1	-	1	26	-	26
34	33	1	Embezzlement	31	1	32	1	-	1	-	-	-	1	-	1	-	-	-	-	-	-
456	389	67	Stolen Property	330	50	380	30	6	36	2	-	2	22	10	32	-	-	-	5	1	6
4,263	3,142	1,121	Vandalism	2,597	901	3,498	195	44	239	43	31	74	257	136	393	-	-	-	50	9	59
33,139	27,474	5,665	TOTAL	22,929	4,277	27,206	1,962	469	2,431	503	118	621	1,698	727	2,425	2	-	2	380	74	454
BEHAVIORAL CRIMES																					
1,884	1,726	158	Weapon Laws	1,380	110	1,490	174	19	193	27	-	27	123	29	152	-	-	-	22	-	22
381	378	3	Prostitution	250	2	252	65	1	66	4	-	4	46	-	46	-	-	-	13	-	13
21,856	19,210	2,646	Drug Laws	16,292	2,127	18,419	1,488	103	1,591	197	36	233	1,035	351	1,386	-	-	-	198	29	227
2	2	-	Gambling	2	-	2	-	-	-	-	-	-	-	-	-	-	-	-	-	-	-
614	608	6	Crimes Against Family	497	4	501	28	-	28	13	-	13	66	-	66	-	-	-	4	2	6
17,251	17,151	100	D.U.I.I.	14,593	78	14,671	557	1	558	203	1	204	1,477	20	1,497	3	-	3	318	-	318
13,760	11,534	2,226	Liquor Laws	9,641	1,848	11,489	709	64	773	360	51	411	606	242	848	5	-	5	213	21	234
10,691	9,578	1,113	Disorderly Conduct	7,384	706	8,090	1,170	129	1,299	206	39	245	661	235	896	-	-	-	157	4	161
20,804	18,193	2,611	All Other	15,878	2,251	18,129	927	127	1,054	402	28	430	798	181	979	3	-	3	185	24	209
1,037	1,037	-	Curfew	-	825	825	-	35	35	-	7	7	-	155	155	-	-	-	-	15	15
1,401	1,401	-	Runaway Juveniles	-	1,036	1,036	-	117	117	-	23	23	-	205	205	-	-	-	-	20	20
89,681	78,380	11,301	TOTAL	65,917	8,987	74,904	5,118	596	5,714	1,412	185	1,597	4,812	1,418	6,230	11	-	11	1,110	115	1,225
139,996	121,054	18,942	GRAND TOTAL	100,912	14,694	115,606	8,512	1,322	9,834	2,194	340	2,534	7,717	2,369	10,086	14	-	14	1,705	217	1,922
29,781	24,947	4,834	* Index Total	20,629	3,515	24,144	1,988	509	2,497	487	94	581	1,518	640	2,158	-	-	-	325	76	401
9,062	8,927	135	Traffic Crime	7,025	107	7,132	690	6	696	117	-	117	946	21	967	-	-	-	149	1	150
1,043	1,014	29	Fish & Game	724	15	739	-	-	-	-	14	14	242	-	242	-	-	-	48	-	48
69	68	1	Marine	67	1	68	-	-	-	1	-	1	-	-	-	-	-	-	-	-	-

6-7

(1) Negligent Homicide Arrests include Traffic Death Arrests.

SECTION 8
AGENCY SUMMARY
and
DETAIL TABLES

This section provides a detailed report by crime category of the annual crime report information for each department within each county in Oregon, including Traffic Crime, Fish & Game Laws, and Marine Violations.

SPECIAL NOTES:

When counting arrests, only those arrests which are made for an agency's own cases are counted for purposes of this report. In cases of multiple arrest charges being brought against an individual in a single given incident, only the most serious charge is counted. The number of arrests shown in this report will not necessarily agree with the statistics obtained directly from a department that may opt to count all arrest charges in every incident.

Index Crime is summarized at the bottom of the page. The individual crimes that make up the National Crime Index are each identified with an asterisk (*).

In past years, we included a "Cleared" column in this report. An offense is "Cleared" when an arrest is made, or the law enforcement agency has taken an investigation as far as it possibly can. Examples of clearing offenses without making an arrest would be where the offender had diplomatic immunity and could not be arrested, or the offender died prior to law enforcement being able to locate and arrest him/her.

It may seem logical that reporting the number of incidents a law enforcement agency "clears" during the year would be a good measure of how well the agency is doing its job. However, because criminal investigations frequently extend from one year to the next (and sometimes may go on for several years), accurately reporting clearance rates is nearly impossible. For this reason, reporting the number of clearances a given agency may make in a single year tends more to create confusion than it does to act as a standard to measure the agency's effectiveness. For example, a law enforcement agency may investigate 10 burglaries in a given year and "clear" only 1 of them during that same year. The Annual Report for that year would show 10 burglaries with only 1 clearance which would indicate only a 10% clearance rate. Most would interpret that as a sign of poor effectiveness by the agency in question. However, it is quite possible that the agency then cleared the remaining 9 burglaries the following year. This would actually make the agency's clearance rate 100% for those 10 burglaries. The problem is, since 90% of the burglaries were not cleared within the year that they occurred (and is the subject of the Annual Report), the *published* clearance rate would remain quite low and would incorrectly give a poor impression of the agency's effectiveness.

Because it is nearly impossible to accurately report the number of incidents that are cleared on an annual basis, clearances will no longer be included in this report.

This page is intentionally blank.

Population	STATE OF OREGON		OREGON STATE POLICE		O.L.C.C.	
	Offenses	Arrests	Offenses	Arrests	Offenses	Arrests
	3,883,735					
CRIME AGAINST PERSON						
Willful Murder*	98	73	2			
Neg. Homicide	19	21	3	3		
Forcible Rape*	1,132	227	39	21		
Other Sex Crime	5,167	1,514	256	66		
Kidnapping	407	36	9	5		
Robbery*	2,433	1,053	9	4		
Aggravated Assault*	6,075	2,804	139	56		
Simple Assault	21,381	11,448	514	314		
2012 TOTAL	36,712	17,176	971	469		
2011 TOTAL	37,276	19,174	1,211	600		
CRIME AGAINST PROPERTY						
Burglary*	21,554	2,428	78	24		
Larceny*	94,239	21,172	478	179		
Motor Vehicle Theft*	11,061	1,786	136	102		
Arson*	1,004	238	25	5		
Forgery/Counterfeit	4,894	839	162	120		
Fraud	14,319	1,923	306	247		
Embezzlement	338	34				
Stolen Property	909	456	13	14		
Vandalism	36,570	4,263	264	164		
2012 TOTAL	184,888	33,139	1,462	855		
2011 TOTAL	179,896	33,809	1,491	729	1	
BEHAVIORAL CRIMES						
Weapon Laws	3,578	1,884	270	230		
Prostitution	429	381				
Drug Laws	30,419	21,856	4,441	4,177		
Gambling	5	2				
Crimes Against Family	1,988	614	71	33		
D.U.I.I	20,418	17,251	3,349	3,649		
Liquor Laws	11,894	13,760	620	631	361	692
Disorderly Conduct	22,604	10,691	1,013	913	3	
All Other	54,150	20,804	1,354	1,158		
Curfew	1,416	1,037	3	5		
Runaway Juveniles	7,724	1,401	12	3		
2012 TOTAL	154,625	89,681	11,133	10,799	364	692
2011 TOTAL	155,364	96,996	11,490	10,846	377	121
GRAND TOTAL	376,225	139,996	13,566	12,123	364	692
* Index Total	137,596	29,781	906	391		
Traffic Crime	21,893	9,062	2,222	2,065		
Fish and Game Laws	1,037	1,043	992	1,017		
Marine Violations	98	69	10	11		

Population 2012	Baker County Sheriff 6,320		Baker City PD 9,890		Baker County - O.L.C.C.	
	Offenses	Arrests	Offenses	Arrests	Offenses	Arrests
CRIME AGAINST PERSON						
Willful Murder*						
Neg. Homicide						
Forcible Rape*	2	1				
Other Sex Crimes	1		4			
Kidnapping						
Robbery*			1			
Aggravated Assault*						
Simple Assault						
2012 TOTAL	3	1	5			
2011 TOTAL	3	1	18	6		
CRIME AGAINST PROPERTY						
Burglary*	15		11	2		
Larceny*	14		47			
Motor Vehicle Theft*	1	1	3			
Arson*						
Forgery/Counterfeit	1		3	1		
Fraud	2		5	1		
Embezzlement						
Stolen Property						
Vandalism						
2012 TOTAL	33	1	69	4		
2011 TOTAL	33	1	207	10		
BEHAVIORAL CRIMES						
Weapon Laws	1	1				
Prostitution						
Drug Laws	9	5	6	5		
Gambling			1	1		
Crimes Against Family	1					
D.U.I.I	16	16				
Liquor Laws	10	12	13	13		
Disorderly Conduct	1	1				
All Other	56	20	157	75		
Curfew						
Runaway Juveniles						
2012 TOTAL	94	55	177	94		
2011 TOTAL	94	55	354	207	2	1
GRAND TOTAL	130	57	251	98		
* Index Total	32	2	62	2		
Traffic Crime						
Fish and Game Laws						
Marine Violations						

*Did not report the entire year. 2011 data repeated for continuity.

No reportable incidents in 2012.

Population 2012	Baker County - O.S.P.		Baker County Totals 16,210	
	Offenses	Arrests	Offenses	Arrests
CRIME AGAINST PERSON				
Willful Murder*				
Neg. Homicide				
Forcible Rape*			2	1
Other Sex Crimes	1		6	
Kidnapping				
Robbery*	1		2	
Aggravated Assault*				
Simple Assault	1		1	
2012 TOTAL	3		11	1
2011 TOTAL	48	9	69	16
CRIME AGAINST PROPERTY				
Burglary*			26	2
Larceny*	4		65	
Motor Vehicle Theft*			4	1
Arson*				
Forgery/Counterfeit			4	1
Fraud	4	1	11	2
Embezzlement				
Stolen Property				
Vandalism	2	1	2	1
2012 TOTAL	10	2	112	7
2011 TOTAL	18	5	258	16
BEHAVIORAL CRIMES				
Weapon Laws			1	1
Prostitution				
Drug Laws	27	25	42	35
Gambling			1	1
Crimes Against Family			1	
D.U.I.I	20	19	36	35
Liquor Laws	3	4	26	29
Disorderly Conduct	7	4	8	5
All Other	24	16	237	111
Curfew				
Runaway Juveniles				
2012 TOTAL	81	68	352	217
2011 TOTAL	126	107	576	373
GRAND TOTAL	94	70	475	225
* Index Total	5		99	4
Traffic Crime	8	6	8	6
Fish and Game Laws	11	10	11	10
Marine Violations				

Population 2012	Benton County - O.L.C.C.		Benton County - O.S.P.		Benton County Totals 86,785	
	Offenses	Arrests	Offenses	Arrests	Offenses	Arrests
CRIME AGAINST PERSON						
Willful Murder*					1	
Neg. Homicide					3	1
Forcible Rape*					18	11
Other Sex Crimes			2		64	34
Kidnapping					5	
Robbery*					15	8
Aggravated Assault*			3	2	61	35
Simple Assault			18	6	182	98
2012 TOTAL			23	8	349	187
2011 TOTAL			24	24	432	232
CRIME AGAINST PROPERTY						
Burglary*			39	1	331	51
Larceny*			258	53	1,568	345
Motor Vehicle Theft*			10		57	19
Arson*			1	1	19	4
Forgery/Counterfeit			7	2	29	5
Fraud			17	11	180	48
Embezzlement						
Stolen Property			2	1	19	13
Vandalism			73	6	1,032	91
2012 TOTAL			407	75	3,235	576
2011 TOTAL			423	127	4,026	625
BEHAVIORAL CRIMES						
Weapon Laws			2	1	62	28
Prostitution					3	2
Drug Laws			80	75	473	454
Gambling						
Crimes Against Family					22	10
D.U.I.I			44	47	413	383
Liquor Laws	3	17	207	204	646	717
Disorderly Conduct			62	49	434	275
All Other			68	53	1,767	594
Curfew					6	6
Runaway Juveniles			1		61	28
2012 TOTAL	3	17	464	429	3,887	2,497
2011 TOTAL	4	1	483	461	4,451	2,763
GRAND TOTAL	3	17	894	512	7,471	3,260
* Index Total			311	57	2,070	473
Traffic Crime			44	30	473	134
Fish and Game Laws			10	9	11	9
Marine Violations						

Population 2012	Clackamas County Sheriff 221,255		Canby PD 15,865		Estacada PD (Serviced by Clackamas SO)		Gladstone PD 11,495	
	Offenses	Arrests	Offenses	Arrests	Offenses	Arrests	Offenses	Arrests
CRIME AGAINST PERSON								
Willful Murder*	7	4						
Neg. Homicide								
Forcible Rape*	55	12	6	2	1		2	
Other Sex Crimes	195	92	18	4	2	1	9	4
Kidnapping	13		3		1			
Robbery*	85	56	3		1		5	1
Aggravated Assault*	71	51	8	5		1	20	5
Simple Assault	613	705	49	17	15	7	61	23
2012 TOTAL	1,039	920	87	28	20	9	97	33
2011 TOTAL	1,057	1,114	84	51	40	28	105	44
CRIME AGAINST PROPERTY								
Burglary*	1,001	124	51	5	16	2	40	2
Larceny*	4,123	1,621	229	50	66	11	292	39
Motor Vehicle Theft*	536	119	11	2	2	3	33	2
Arson*	12	2	1				4	
Forgery/Counterfeit	177	49	11	5	4		10	1
Fraud	592	114	43	3	4		39	4
Embezzlement								
Stolen Property	9	4	2	3			11	
Vandalism	888	175	192	7	26	3	102	1
2012 TOTAL	7,338	2,208	540	75	118	19	531	49
2011 TOTAL	7,378	2,535	511	101	157	27	516	32
BEHAVIORAL CRIMES								
Weapon Laws	57	80	6	10	1	1	7	2
Prostitution	2	3					1	2
Drug Laws	522	116	103	38	6	2	85	49
Gambling								
Crimes Against Family			14	1			3	
D.U.I.I	1,675	1,325	49	36	14	12	35	26
Liquor Laws	5	39	1	11		1	28	22
Disorderly Conduct	71	134	12	9	1	5	56	14
All Other	790	803	81	77	13	13	42	24
Curfew	18	7	26	8			3	1
Runaway Juveniles	290	41	36	10	1	2	25	1
2012 TOTAL	3,430	2,548	328	200	36	36	285	141
2011 TOTAL	3,827	3,010	261	285	81	49	193	119
GRAND TOTAL	11,807	5,676	955	303	174	64	913	223
* Index Total	5,890	1,989	309	64	86	17	396	49
Traffic Crime	1,141	503	64	30	13	4	34	14
Fish and Game Laws	6	1					1	1
Marine Violations	1	1						

	Sandy PD*		West Linn PD		Wilsonville PD (Serviced by Clackamas S.O.)	
	Offenses	Arrests	Offenses	Arrests	Offenses	Arrests
Population	9,880		25,370			
2012						
CRIME AGAINST PERSON						
Willful Murder*						
Neg. Homicide						
Forcible Rape*	1		2	3	3	1
Other Sex Crimes	12	6	14	4	11	4
Kidnapping			2		2	
Robbery*	5	2	2	1	4	2
Aggravated Assault*	3	1	1		2	
Simple Assault	41	36	31	17	34	25
2012 TOTAL	62	45	52	25	56	32
2011 TOTAL	62	45	41	31	43	32
CRIME AGAINST PROPERTY						
Burglary*	36	6	34	4	37	6
Larceny*	219	49	212	54	222	31
Motor Vehicle Theft*	25	4	4	2	26	
Arson*	1		3		1	1
Forgery/Counterfeit	24	1	9	1	15	4
Fraud	43	5	55	3	24	2
Embezzlement						
Stolen Property			1	1		
Vandalism	99	13	72	13	79	9
2012 TOTAL	447	78	390	78	404	53
2011 TOTAL	447	78	389	63	291	40
BEHAVIORAL CRIMES						
Weapon Laws	3	3	2	3	2	1
Prostitution			1			
Drug Laws	39	22	21	5	26	2
Gambling						
Crimes Against Family	1		2	1	1	
D.U.I.I	50	49	82	66	60	52
Liquor Laws	1	5	2	4		3
Disorderly Conduct	8	11	5	5	5	7
All Other	62	39	40	23	44	33
Curfew	8	4	2	2	2	
Runaway Juveniles	17	5	11	9	10	
2012 TOTAL	189	138	168	118	150	98
2011 TOTAL	189	138	144	133	104	73
GRAND TOTAL	698	261	610	221	610	183
* Index Total	290	62	258	64	295	41
Traffic Crime	33	23	61	33	44	28
Fish and Game Laws						
Marine Violations						

*Did not report the entire year.
2011 data repeated for continuity

Population 2012	Clackamas County - O.L.C.C.		Clackamas County - O.S.P.		Clackamas County Totals 381,680	
	Offenses	Arrests	Offenses	Arrests	Offenses	Arrests
CRIME AGAINST PERSON						
Willful Murder*					8	4
Neg. Homicide						
Forcible Rape*			2		97	21
Other Sex Crimes			8	3	390	134
Kidnapping			1		25	
Robbery*					136	73
Aggravated Assault*			4	1	174	88
Simple Assault			22	18	1,237	1,048
2012 TOTAL			37	22	2,067	1,368
2011 TOTAL			27	33	1,977	1,681
CRIME AGAINST PROPERTY						
Burglary*			3		1,632	176
Larceny*			10	7	7,164	2,082
Motor Vehicle Theft*			22	9	827	158
Arson*			2		44	13
Forgery/Counterfeit			6	6	359	81
Fraud			16	13	1,168	168
Embezzlement					6	
Stolen Property			3	3	37	14
Vandalism			6	6	2,378	279
2012 TOTAL			68	44	13,615	2,971
2011 TOTAL			38	16	13,087	3,363
BEHAVIORAL CRIMES						
Weapon Laws			22	14	151	139
Prostitution					5	6
Drug Laws			228	174	1,498	592
Gambling						
Crimes Against Family			4	1	52	8
D.U.I.I			332	368	2,711	2,240
Liquor Laws	11		9	10	164	274
Disorderly Conduct			35	35	521	303
All Other			39	36	1,723	1,318
Curfew					160	77
Runaway Juveniles			1	1	632	123
2012 TOTAL	11		670	639	7,617	5,080
2011 TOTAL	85	7	521	538	7,563	5,739
GRAND TOTAL	11		775	705	23,299	9,419
* Index Total			43	17	10,082	2,615
Traffic Crime			162	154	1,942	1,020
Fish and Game Laws			37	30	44	32
Marine Violations					1	1

Population 2012	Clatsop County Sheriff 12,815		Astoria PD 9,555		Cannon Beach PD 1,705	
	Offenses	Arrests	Offenses	Arrests	Offenses	Arrests
CRIME AGAINST PERSON						
Willful Murder*						
Neg. Homicide						
Forcible Rape*			1			
Other Sex Crimes	15	4	15	2	2	1
Kidnapping	1					
Robbery*			10	3		
Aggravated Assault*	3	3	11	2		
Simple Assault	40	17	115	21	9	7
2012 TOTAL	59	24	152	28	11	8
2011 TOTAL	59	34	73	37	7	1
CRIME AGAINST PROPERTY						
Burglary*	37	2	93	8	5	
Larceny*	110	8	348	54	23	
Motor Vehicle Theft*	13	2	33	3		
Arson*	2		2			
Forgery/Counterfeit	4		11	2	2	
Fraud	18	2	36		7	
Embezzlement						
Stolen Property	1				1	
Vandalism			126	12	12	
2012 TOTAL	185	14	649	79	50	
2011 TOTAL	173	16	529	94	50	
BEHAVIORAL CRIMES						
Weapon Laws	8	5	11	1		
Prostitution						
Drug Laws	78	58	98	37	4	3
Gambling						
Crimes Against Family	3	2	9		3	
D.U.I.I	85	54	46	37	16	11
Liquor Laws	9	7	53	31	13	5
Disorderly Conduct	159	36	251	49	2	
All Other	96	23	708	97	8	4
Curfew			10	7		
Runaway Juveniles	15	3	40	2		
2012 TOTAL	453	188	1,226	261	46	23
2011 TOTAL	408	163	917	308	29	14
GRAND TOTAL	697	226	2,027	368	107	31
* Index Total	165	15	498	70	28	
Traffic Crime	32	15	83	54	1	1
Fish and Game Laws						
Marine Violations						

Population 2012	Gearhart PD 1,475		Seaside PD* 6,550		Warrenton PD 5,090	
	Offenses	Arrests	Offenses	Arrests	Offenses	Arrests
CRIME AGAINST PERSON						
Willful Murder*						
Neg. Homicide						
Forcible Rape*			3			
Other Sex Crimes			12	8	4	3
Kidnapping					1	
Robbery*			5	3	1	1
Aggravated Assault*			8	5	25	16
Simple Assault	6	3	62	53	4	3
2012 TOTAL	6	3	90	69	35	23
2011 TOTAL	3	4	90	69	48	30
CRIME AGAINST PROPERTY						
Burglary*	4		53	11	12	1
Larceny*	9		368	133	117	31
Motor Vehicle Theft*			14	8	5	1
Arson*			5	2		
Forgery/Counterfeit			24	4	5	1
Fraud			35	1	6	1
Embezzlement			1	1		
Stolen Property			1	1		
Vandalism	1		144	22	7	
2012 TOTAL	14		645	183	152	35
2011 TOTAL	15	2	645	183	149	29
BEHAVIORAL CRIMES						
Weapon Laws			11	9	4	2
Prostitution						
Drug Laws	3	3	67	71	9	5
Gambling						
Crimes Against Family			4	4	4	3
D.U.I.I	2	2	52	46	14	14
Liquor Laws	5	5	101	165	6	8
Disorderly Conduct	2	1	163	103	13	11
All Other	2		169	85	43	30
Curfew			12	6		
Runaway Juveniles			5	4	8	5
2012 TOTAL	14	11	584	493	101	78
2011 TOTAL	6	4	584	493	143	113
GRAND TOTAL	34	14	1,319	745	288	136
* Index Total	13		456	162	160	50
Traffic Crime	2	2	26	9	49	39
Fish and Game Laws						
Marine Violations						

*Did not report in 2012. 2011 data repeated for continuity.

Population 2012	Clatsop County - O.L.C.C.		Clatsop County - O.S.P.		Clatsop County Totals 37,190	
	Offenses	Arrests	Offenses	Arrests	Offenses	Arrests
CRIME AGAINST PERSON						
Willful Murder*						
Neg. Homicide						
Forcible Rape*			1		5	
Other Sex Crimes			1		49	18
Kidnapping					2	
Robbery*					16	7
Aggravated Assault*			2	2	49	28
Simple Assault			4	1	240	105
2012 TOTAL			8	3	361	158
2011 TOTAL			14	2	294	177
CRIME AGAINST PROPERTY						
Burglary*					204	22
Larceny*			6		981	226
Motor Vehicle Theft*				1	65	15
Arson*					9	2
Forgery/Counterfeit			4		50	7
Fraud			6	4	108	8
Embezzlement					1	1
Stolen Property					3	1
Vandalism			3		293	34
2012 TOTAL			19	5	1,714	316
2011 TOTAL			6	3	1,567	327
BEHAVIORAL CRIMES						
Weapon Laws			1		35	17
Prostitution						
Drug Laws			106	109	365	286
Gambling					23	9
Crimes Against Family					307	260
D.U.I.I			92	96	212	238
Liquor Laws	10	2	15	15	612	214
Disorderly Conduct			22	14	1,054	261
All Other			28	22	22	13
Curfew					68	14
Runaway Juveniles						
2012 TOTAL	10	2	264	256	2,698	1,312
2011 TOTAL	7	1	219	204	2,313	1,300
GRAND TOTAL	10	2	291	264	4,773	1,786
* Index Total			9	3	1,329	300
Traffic Crime			58	56	251	176
Fish and Game Laws			88	116	88	116
Marine Violations			2	3	2	3

Population 2012	Columbia County Sheriff 22,410		Clatskanie PD 1,740		Columbia City PD 1,950	
	Offenses	Arrests	Offenses	Arrests	Offenses	Arrests
CRIME AGAINST PERSON						
Willful Murder*						
Neg. Homicide		1			1	1
Forcible Rape*	3	2	1			
Other Sex Crimes	27	4	2	1		
Kidnapping						
Robbery*	2		1	1		
Aggravated Assault*	15	12	2	2		
Simple Assault	85	31	8	6	5	5
2012 TOTAL	132	50	14	10	6	6
2011 TOTAL	84	2	13	9	6	2
CRIME AGAINST PROPERTY						
Burglary*	75	10	8	3	7	1
Larceny*	104	8	39	8	16	
Motor Vehicle Theft*	29	8	4	1		
Arson*	1	1	1			
Forgery/Counterfeit	4		1			
Fraud	15		6		1	
Embezzlement						
Stolen Property		1				
Vandalism	40	4	15		3	
2012 TOTAL	268	32	74	12	27	1
2011 TOTAL	163	5	49	13	44	6
BEHAVIORAL CRIMES						
Weapon Laws	12	4	2	1		
Prostitution						
Drug Laws	28	17	12	8	1	
Gambling						
Crimes Against Family	11					
D.U.I.I	44	36	13	11		
Liquor Laws	13	5	4	1		1
Disorderly Conduct	20	7	36	21		
All Other	77	23	10		10	1
Curfew						
Runaway Juveniles	25				2	
2012 TOTAL	230	92	77	42	13	2
2011 TOTAL	174	23	77	54	23	4
GRAND TOTAL	630	174	165	64	46	9
* Index Total	229	41	56	15	23	1
Traffic Crime	32	7	9	1		
Fish and Game Laws						
Marine Violations	6	5				

Population 2012	Rainier PD*		St. Helens PD		Scappoose PD	
	Offenses	Arrests	Offenses	Arrests	Offenses	Arrests
1,895			12,920		6,685	
CRIME AGAINST PERSON						
Willful Murder*						
Neg. Homicide						
Forcible Rape*			6	1	2	1
Other Sex Crimes	2	2	18	4	13	
Kidnapping						
Robbery*	1		2	1	1	1
Aggravated Assault*			4	1	28	1
Simple Assault	10	7	82	38	29	18
2012 TOTAL	13	9	112	45	73	21
2011 TOTAL	13	9	120	44	111	14
CRIME AGAINST PROPERTY						
Burglary*	15		55	3	8	2
Larceny*	34	9	329	77	105	25
Motor Vehicle Theft*	10	2	18	1	7	
Arson*			5	1		
Forgery/Counterfeit	2		15	4	6	1
Fraud	3		8	4	12	1
Embezzlement						
Stolen Property				1		
Vandalism	5	1	100	13	51	4
2012 TOTAL	69	12	530	104	189	33
2011 TOTAL	69	12	412	64	209	23
BEHAVIORAL CRIMES						
Weapon Laws	1		14	3	8	3
Prostitution			1			
Drug Laws	17	17	126	43	66	40
Gambling						
Crimes Against Family			4	1	1	
D.U.I.I	18	18	49	40	47	30
Liquor Laws	1	3	43	60	31	11
Disorderly Conduct	1	1	30	35	48	12
All Other	10	8	206	147	94	15
Curfew	3		13	2	3	
Runaway Juveniles			42		23	
2012 TOTAL	51	47	528	331	321	111
2011 TOTAL	51	47	577	248	250	52
GRAND TOTAL	133	68	1,170	480	583	165
* Index Total	60	11	419	85	151	30
Traffic Crime	10	6	133	99	57	17
Fish and Game Laws						
Marine Violations						

*Did not report entire year. 2011 data repeated for continuity.

	Vernonia PD		Columbia County - O.L.C.C.		Columbia County - O.S.P.		Columbia County Totals	
	Offenses	Arrests	Offenses	Arrests	Offenses	Arrests	Offenses	Arrests
Population	2,080						49,680	
2012								
CRIME AGAINST PERSON								
Willful Murder*							1	2
Neg. Homicide							14	6
Forcible Rape*	2	2					71	11
Other Sex Crimes	7				2			
Kidnapping								
Robbery*							7	3
Aggravated Assault*	4						53	16
Simple Assault	7	5			14	9	240	119
2012 TOTAL	20	7			16	9	386	157
2011 TOTAL	18				36	24	401	104
CRIME AGAINST PROPERTY								
Burglary*	15						183	19
Larceny*	48	4			9	1	684	132
Motor Vehicle Theft*	2						70	12
Arson*	1						8	2
Forgery/Counterfeit	7				1	2	36	7
Fraud	5	1			5	2	55	8
Embezzlement								
Stolen Property								2
Vandalism	26	2			7	7	247	31
2012 TOTAL	104	7			22	12	1,283	213
2011 TOTAL	42				41	23	1,029	146
BEHAVIORAL CRIMES								
Weapon Laws	3				7	6	47	17
Prostitution							1	
Drug Laws	16	13			90	82	356	220
Gambling								
Crimes Against Family					2	2	18	3
D.U.I.I	2	2			70	71	243	208
Liquor Laws	5	3					97	84
Disorderly Conduct	9	2			40	28	184	106
All Other	28	9			34	25	469	228
Curfew					1	2	20	4
Runaway Juveniles	4						96	
2012 TOTAL	67	29			244	216	1,531	870
2011 TOTAL	18		2		240	211	1,412	639
GRAND TOTAL	191	43			282	237	3,200	1,240
* Index Total	72	6			9	1	1,019	190
Traffic Crime	7	3			45	38	293	171
Fish and Game Laws					47	91	47	91
Marine Violations					2	2	8	7

No reportable incidents for 2012.

Population 2012	Coos County Sheriff 27,635		Bandon PD 3,100		Coos Bay PD* 16,060	
	Offenses	Arrests	Offenses	Arrests	Offenses	Arrests
CRIME AGAINST PERSON						
Willful Murder*						1
Neg. Homicide					10	2
Forcible Rape*	1	1			22	6
Other Sex Crimes	2	1	3		2	
Kidnapping					10	6
Robbery*	1	2		1	69	31
Aggravated Assault*	26	25			141	100
Simple Assault	32	30	2	3		
2012 TOTAL	62	59	5	4	254	146
2011 TOTAL	183	94	7	6	254	146
CRIME AGAINST PROPERTY						
Burglary*	123	10	13	1	141	23
Larceny*	322	22	55	2	650	213
Motor Vehicle Theft*	29	10		1	24	3
Arson*						1
Forgery/Counterfeit	2	1			39	3
Fraud	15	1	3		43	2
Embezzlement						
Stolen Property		2				
Vandalism	35		25	1	204	29
2012 TOTAL	526	46	96	5	1,101	274
2011 TOTAL	794	55	165	3	1,101	274
BEHAVIORAL CRIMES						
Weapon Laws		3			7	13
Prostitution						
Drug Laws	14	13	3	1	92	131
Gambling						
Crimes Against Family					23	
D.U.I.I	39	38	18	14	103	91
Liquor Laws	1	3	6		88	200
Disorderly Conduct	12	13		3	64	53
All Other	237	111	9	12	914	144
Curfew						
Runaway Juveniles			6		32	1
2012 TOTAL	303	181	42	30	1,323	633
2011 TOTAL	885	195	87	90	1,323	633
GRAND TOTAL	891	286	143	39	2,678	1,053
* Index Total	502	70	68	5	904	279
Traffic Crime	19	19	4	2	101	57
Fish and Game Laws						
Marine Violations	6	6				

*Did not report entire year. 2011 data repeated for continuity.

Population	Coquille PD*		Myrtle Point PD*		North Bend PD	
	3,870		2,515		9,710	
2012	Offenses	Arrests	Offenses	Arrests	Offenses	Arrests
CRIME AGAINST PERSON						
Willful Murder*					1	1
Neg. Homicide						
Forcible Rape*					2	
Other Sex Crimes	5	1			11	2
Kidnapping						
Robbery*		1			7	5
Aggravated Assault*		2			1	6
Simple Assault	11	11	14	15	133	52
2012 TOTAL	16	15	14	15	155	66
2011 TOTAL	16	15	14	15	125	48
CRIME AGAINST PROPERTY						
Burglary*	18	7	3	5	115	22
Larceny*	49	11	10	12	444	69
Motor Vehicle Theft*	2				22	7
Arson*					2	
Forgery/Counterfeit	1		2	2	16	3
Fraud	11				78	6
Embezzlement					2	
Stolen Property		1			3	3
Vandalism	46	4	3	4	223	14
2012 TOTAL	127	23	18	23	905	124
2011 TOTAL	127	23	18	23	722	95
BEHAVIORAL CRIMES						
Weapon Laws	1	1	2	2	4	5
Prostitution					1	
Drug Laws	30	72	13	10	6	45
Gambling						
Crimes Against Family	5	1			26	1
D.U.I.I	48	41	17	12	35	30
Liquor Laws	8	10	14	16	4	21
Disorderly Conduct	16	26	26	28	503	21
All Other	189	49	8	7	608	50
Curfew					5	3
Runaway Juveniles	5		2		19	13
2012 TOTAL	302	200	82	75	1,211	189
2011 TOTAL	302	200	82	75	1,069	191
GRAND TOTAL	445	238	114	113	2,271	379
* Index Total	69	21	13	17	594	110
Traffic Crime	16	5	4	4	47	25
Fish and Game Laws						
Marine Violations						

*Reporting error requires 2011 data to be repeated for 2012.

*Reporting error requires 2011 data to be repeated for 2012.

Population 2012	Coos County - O.L.C.C.		Coos County - O.S.P.		Coos County Totals 62,890	
	Offenses	Arrests	Offenses	Arrests	Offenses	Arrests
CRIME AGAINST PERSON						
Willful Murder*			2		3	1
Neg. Homicide						1
Forcible Rape*					13	3
Other Sex Crimes			3		46	10
Kidnapping				1	2	1
Robbery*					18	15
Aggravated Assault*			3	2	99	66
Simple Assault			12	12	345	223
2012 TOTAL			20	15	526	320
2011 TOTAL			26	26	623	353
CRIME AGAINST PROPERTY						
Burglary*			1		414	68
Larceny*			8	5	1,538	334
Motor Vehicle Theft*			1	3	78	24
Arson*			1		3	1
Forgery/Counterfeit			11	6	71	15
Fraud			10	9	160	18
Embezzlement					2	
Stolen Property					3	6
Vandalism			6	8	542	60
2012 TOTAL			38	31	2,811	526
2011 TOTAL			48	30	2,975	503
BEHAVIORAL CRIMES						
Weapon Laws			18	16	32	40
Prostitution					1	
Drug Laws			240	223	398	495
Gambling						
Crimes Against Family			1	1	55	3
D.U.I.I			122	130	382	356
Liquor Laws	11	4	9	8	141	262
Disorderly Conduct			51	67	672	211
All Other			62	55	2,027	428
Curfew					5	3
Runaway Juveniles					64	14
2012 TOTAL	11	4	503	500	3,777	1,812
2011 TOTAL	13		623	577	4,384	1,963
GRAND TOTAL	11	4	561	546	7,114	2,658
* Index Total			16	10	2,166	512
Traffic Crime			92	90	283	202
Fish and Game Laws			53	64	53	64
Marine Violations					6	6

Population 2012	Crook County Sheriff 11,405		Prineville PD 9,245		Crook County - O.L.C.C.	
	Offenses	Arrests	Offenses	Arrests	Offenses	Arrests
CRIME AGAINST PERSON						
Willful Murder*			3			
Neg. Homicide						
Forcible Rape*	1					
Other Sex Crimes	21	7	24	12		
Kidnapping	1		2			
Robbery*	1					
Aggravated Assault*	22	16	31	14		
Simple Assault	16	12	27	27		
2012 TOTAL	62	35	87	53		
2011 TOTAL	79	35	70	33		
CRIME AGAINST PROPERTY						
Burglary*	49	2	46	10		
Larceny*	76	10	257	88		
Motor Vehicle Theft*	5		5	3		
Arson*	1	1	8	1		
Forgery/Counterfeit	5		6			
Fraud	9		22			
Embezzlement			1			
Stolen Property	4	2		3		
Vandalism	56	12	130	30		
2012 TOTAL	205	27	475	135		
2011 TOTAL	203	37	405	90		
BEHAVIORAL CRIMES						
Weapon Laws	8	2	18	3		
Prostitution				1		
Drug Laws	95	34	107	45		
Gambling						
Crimes Against Family	4		12	1		
D.U.I.I	52	46	50	49		
Liquor Laws	31	43	35	68	3	2
Disorderly Conduct	70	24	167	103		
All Other	182	41	465	66		
Curfew	2	1	10	9		
Runaway Juveniles	2		27	9		
2012 TOTAL	446	191	891	354	3	2
2011 TOTAL	394	221	877	299	12	
GRAND TOTAL	713	253	1,453	542	3	2
* Index Total	155	29	350	116		
Traffic Crime	48	19	27	9		
Fish and Game Laws						
Marine Violations						

Population 2012	Crook County - O.S.P.		Crook County Totals 20,650	
	Offenses	Arrests	Offenses	Arrests
CRIME AGAINST PERSON				
Willful Murder*				
Neg. Homicide				
Forcible Rape*			4	
Other Sex Crimes			45	19
Kidnapping			3	
Robbery*			1	
Aggravated Assault*			53	30
Simple Assault	4		47	39
2012 TOTAL	4		153	88
2011 TOTAL	7		156	68
CRIME AGAINST PROPERTY				
Burglary*		1	95	13
Larceny*	3	1	336	99
Motor Vehicle Theft*		2	10	5
Arson*			9	2
Forgery/Counterfeit			11	
Fraud	1	1	32	1
Embezzlement			1	
Stolen Property			4	5
Vandalism	1	3	187	45
2012 TOTAL	5	8	685	170
2011 TOTAL	5	2	613	129
BEHAVIORAL CRIMES				
Weapon Laws			26	5
Prostitution				1
Drug Laws	2	2	204	81
Gambling				
Crimes Against Family			16	1
D.U.I.I	5	6	107	101
Liquor Laws	1	1	70	114
Disorderly Conduct	2	4	239	131
All Other	5	3	652	110
Curfew			12	10
Runaway Juveniles			29	9
2012 TOTAL	15	16	1,355	563
2011 TOTAL	26	20	1,309	540
GRAND TOTAL	24	24	2,193	821
* Index Total	3	4	508	149
Traffic Crime	8	5	83	33
Fish and Game Laws	2	3	2	3
Marine Violations				

	Curry County Sheriff 12,510	Brookings PD* 6,370	Gold Beach PD 2,280	Port Orford PD* 1,135
Population				
2012	Offenses	Offenses	Offenses	Offenses
	Arrests	Arrests	Arrests	Arrests
CRIME AGAINST PERSON				
Willful Murder*				
Neg. Homicide				
Forcible Rape*	1		1	
Other Sex Crimes	21	5	9	2
Kidnapping	1		1	
Robbery*	3			
Aggravated Assault*	10	5	3	2
Simple Assault	66	24	14	7
2012 TOTAL	102	34	28	11
2011 TOTAL	61	34	14	11
CRIME AGAINST PROPERTY				
Burglary*	71	6	16	19
Larceny*	180	44	63	37
Motor Vehicle Theft*	28	3	3	3
Arson*	5			1
Forgery/Counterfeit	14	6		2
Fraud	6	5	2	3
Embezzlement	2			
Stolen Property	5		1	
Vandalism	106	1	29	40
2012 TOTAL	417	65	114	105
2011 TOTAL	342	65	59	105
BEHAVIORAL CRIMES				
Weapon Laws	12	6	1	
Prostitution				
Drug Laws	72	70	14	5
Gambling				
Crimes Against Family	7	6	1	
D.U.I.I	30	50	9	12
Liquor Laws	51	77	11	2
Disorderly Conduct	53	18	19	9
All Other	400	210	45	22
Curfew		1		
Runaway Juveniles	8	7	3	
2012 TOTAL	633	445	103	50
2011 TOTAL	583	445	184	50
GRAND TOTAL	1,152	544	245	166
* Index Total	298	58	86	62
Traffic Crime	15	27	1	6
Fish and Game Laws				
Marine Violations	4	11	1	3

*Did not report in 2012. 2011 data repeated for continuity.

*Did not report entire year. 2011 Data repeated for continuity.

Population 2012	Curry County - O.L.C.C.		Curry County - O.S.P.		Curry County Totals 22,295	
	Offenses	Arrests	Offenses	Arrests	Offenses	Arrests
CRIME AGAINST PERSON						
Willful Murder*						
Neg. Homicide						
Forcible Rape*					2	1
Other Sex Crimes			3		40	18
Kidnapping					2	1
Robbery*					3	2
Aggravated Assault*					20	18
Simple Assault			5	4	116	78
2012 TOTAL			8	4	183	118
2011 TOTAL			9	6	129	95
CRIME AGAINST PROPERTY						
Burglary*			1	1	113	13
Larceny*			5	1	329	84
Motor Vehicle Theft*			2	1	39	13
Arson*			1		7	1
Forgery/Counterfeit					22	6
Fraud				1	16	3
Embezzlement					2	
Stolen Property					6	1
Vandalism			13	8	189	32
2012 TOTAL			22	12	723	153
2011 TOTAL			27	3	598	141
BEHAVIORAL CRIMES						
Weapon Laws					19	15
Prostitution						
Drug Laws			22	23	183	136
Gambling						
Crimes Against Family			4	4	18	11
D.U.I.I			26	28	127	119
Liquor Laws			12	12	153	102
Disorderly Conduct			10	8	109	63
All Other			34	28	711	252
Curfew					1	1
Runaway Juveniles					18	8
2012 TOTAL			108	103	1,339	707
2011 TOTAL			141	126	1,403	816
GRAND TOTAL			138	119	2,245	978
* Index Total					513	132
Traffic Crime			34	30	83	49
Fish and Game Laws			55	53	55	53
Marine Violations			2	2	2	2

No reportable incidents in 2011 or 2012.

	Deschutes County Sheriff		Bend PD*		Black Butte PD* (Pop. Fluctuates - Resort area)		Redmond PD	
	Offenses	Arrests	Offenses	Arrests	Offenses	Arrests	Offenses	Arrests
Population	56,340		77,455		(Pop. Fluctuates - Resort area)		26,345	
2012								
CRIME AGAINST PERSON								
Willful Murder*			1					
Neg. Homicide			1	1				
Forcible Rape*	9	3	25	5			11	1
Other Sex Crimes	68	28	92	33	1		79	24
Kidnapping	3	2	8	5			1	
Robbery*	5	2	27	21			14	6
Aggravated Assault*	99	45	151	76			67	28
Simple Assault	236	129	307	134	1	1	218	110
2012 TOTAL	420	209	612	275	2	1	390	169
2011 TOTAL	686	349	612	275	2	1	369	175
CRIME AGAINST PROPERTY								
Burglary*	242	29	368	57	1		197	23
Larceny*	616	114	2,032	478	6		1,031	321
Motor Vehicle Theft*	57	11	223	47			93	15
Arson*	13	8	29	6			19	11
Forgery/Counterfeit	35	5	119	18			46	8
Fraud	119	9	685	42	1		138	16
Embezzlement							1	1
Stolen Property	7	5	13	9			7	8
Vandalism	487	57	903	113	1		638	95
2012 TOTAL	1,576	238	4,372	770	9		2,170	498
2011 TOTAL	1,820	294	4,372	770	9		2,532	631
BEHAVIORAL CRIMES								
Weapon Laws	58	14	56	34			47	11
Prostitution			3				2	2
Drug Laws	345	223	516	467	2	2	212	162
Gambling								
Crimes Against Family	12	6	44	32			53	11
D.U.I.I	284	244	491	450	2	2	156	140
Liquor Laws	42	42	195	202			84	89
Disorderly Conduct	97	43	203	105	1		146	87
All Other	637	352	1,187	869	1		491	250
Curfew	4	5	2	2			28	39
Runaway Juveniles	69	33	31	17			51	22
2012 TOTAL	1,548	962	2,728	2,178	6	4	1,270	813
2011 TOTAL	1,501	1,027	2,728	2,178	6	4	1,500	1,155
GRAND TOTAL	3,544	1,409	7,712	3,223	17	5	3,830	1,480
* Index Total	1,041	212	2,856	690	7		1,432	405
Traffic Crime	426	204	222	83	1		217	54
Fish and Game Laws	2	3	1	3				
Marine Violations								

*Did not report entire year. 2011 data repeated for continuity.

*Did not report entire year. 2011 data repeated for continuity.

Population 2012	Sunriver PD* (Pop. Fluctuates - Resort area)		Deschutes County - O.L.C.C.		Deschutes County - O.S.P.		Deschutes County Totals 160,140	
	Offenses	Arrests	Offenses	Arrests	Offenses	Arrests	Offenses	Arrests
CRIME AGAINST PERSON								
Willful Murder*							1	
Neg. Homicide							1	1
Forcible Rape*					13	20	58	29
Other Sex Crimes					21	25	261	110
Kidnapping							12	7
Robbery*							46	29
Aggravated Assault*	3	1			6	6	326	156
Simple Assault	6	4			25	26	793	404
2012 TOTAL	9	5			65	77	1,498	736
2011 TOTAL	9	5			67	26	1,745	831
CRIME AGAINST PROPERTY								
Burglary*	4	2			3	1	815	112
Larceny*	52	7			8	21	3,745	941
Motor Vehicle Theft*	3	1			4	5	380	79
Arson*					1		62	25
Forgery/Counterfeit	1				20	18	221	49
Fraud	4				16	24	963	91
Embezzlement							1	1
Stolen Property							27	22
Vandalism	16				2	2	2,047	267
2012 TOTAL	80	10			54	71	8,261	1,587
2011 TOTAL	80	10			57	56	8,870	1,761
BEHAVIORAL CRIMES								
Weapon Laws					21	19	182	78
Prostitution							5	2
Drug Laws	5	5			324	301	1,404	1,160
Gambling								
Crimes Against Family					6	6	115	55
D.U.I.I	8	8			227	254	1,168	1,098
Liquor Laws	5	26	25	36	32	30	383	425
Disorderly Conduct	2	1			49	47	498	283
All Other	4	2			45	38	2,365	1,511
Curfew							34	46
Runaway Juveniles							151	72
2012 TOTAL	24	42	25	36	704	695	6,305	4,730
2011 TOTAL	24	42	12		563	523	6,334	4,929
GRAND TOTAL	113	57	25	36	823	843	16,064	7,053
* Index Total	62	11			35	53	5,433	1,371
Traffic Crime	6	1			87	86	959	428
Fish and Game Laws					29	20	32	26
Marine Violations								

*Did not report entire year. 2011 data repeated for continuity.

Population 2012	Douglas County Sheriff 65,395		Myrtle Creek PD 3,445		Reedsport PD 4,145	
	Offenses	Arrests	Offenses	Arrests	Offenses	Arrests
CRIME AGAINST PERSON						
Willful Murder*	1					
Neg. Homicide						
Forcible Rape*	15	1	2	1	3	
Other Sex Crimes	71	16	5		10	1
Kidnapping	3	1			3	
Robbery*	9	6	2			
Aggravated Assault*	28	14	2	2	3	
Simple Assault	122	81	11	11	16	6
2012 TOTAL	249	119	22	14	35	7
2011 TOTAL	262	115	22	17	31	9
CRIME AGAINST PROPERTY						
Burglary*	391	68	5	8	33	6
Larceny*	912	148	90	24	116	22
Motor Vehicle Theft*	81	15	3		4	2
Arson*	11	4	1		1	
Forgery/Counterfeit	39	12	2	1	8	
Fraud	157	22	9	1	14	
Embezzlement						
Stolen Property	6	1				
Vandalism	579	116	57	6	65	5
2012 TOTAL	2,176	386	167	40	241	35
2011 TOTAL	1,769	318	136	15	223	28
BEHAVIORAL CRIMES						
Weapon Laws	57	27	5	1	3	1
Prostitution	1					
Drug Laws	579	500	90	94	34	28
Gambling						
Crimes Against Family	29	4	5	1	2	1
D.U.I.I	208	194	34	32	10	8
Liquor Laws	76	134	10	13	10	9
Disorderly Conduct	182	91	33	27	36	20
All Other	904	367	117	40	197	48
Curfew	4	2	1		1	1
Runaway Juveniles	75	7	3	2	2	1
2012 TOTAL	2,115	1,326	298	210	295	117
2011 TOTAL	1,871	1,208	268	184	258	125
GRAND TOTAL	4,540	1,831	487	264	571	159
* Index Total	1,448	256	105	35	160	30
Traffic Crime	256	141	38	21	32	6
Fish and Game Laws	1	1				
Marine Violations	2	1				

Population 2012	Roseburg PD 21,920		Sutherlin PD 7,905		Winston PD 5,385	
	Offenses	Arrests	Offenses	Arrests	Offenses	Arrests
CRIME AGAINST PERSON						
Willful Murder*	1					
Neg. Homicide	2	1				
Forcible Rape*	8		3	1	5	1
Other Sex Crimes	35	7	17	3	13	2
Kidnapping	2	1	1	1	3	
Robbery*	23	15	2	1	3	2
Aggravated Assault*	22	11	11	9	4	
Simple Assault	99	47	22	17	12	13
2012 TOTAL	192	82	56	32	40	18
2011 TOTAL	123	50	55	38	43	14
CRIME AGAINST PROPERTY						
Burglary*	141	48	46	12	42	7
Larceny*	941	416	167	34	141	24
Motor Vehicle Theft*	47	24	31	1	9	4
Arson*	12	7	3	1	2	
Forgery/Counterfeit	74	21	13	2	6	1
Fraud	95	41	9	3	12	2
Embezzlement	2	1				
Stolen Property		1	1			
Vandalism	329	52	86	8	81	7
2012 TOTAL	1,641	611	356	61	293	45
2011 TOTAL	1,713	503	236	45	321	62
BEHAVIORAL CRIMES						
Weapon Laws	43	16	25	13	10	1
Prostitution						
Drug Laws	523	372	103	87	72	61
Gambling						
Crimes Against Family	21	8	15	7	7	3
D.U.I.I	172	171	74	70	13	13
Liquor Laws	307	312	29	35	20	47
Disorderly Conduct	160	109	78	42	27	16
All Other	1,085	534	266	82	155	61
Curfew	20	14	3	7	6	11
Runaway Juveniles	46	19	12	1	20	7
2012 TOTAL	2,377	1,555	605	344	330	220
2011 TOTAL	2,482	1,680	560	321	375	228
GRAND TOTAL	4,210	2,248	1,017	437	663	283
* Index Total	1,195	521	263	59	206	38
Traffic Crime	262	98	66	39	48	26
Fish and Game Laws						
Marine Violations						

Population 2012	Douglas County - O.L.C.C.		Douglas County - O.S.P.		Douglas County Totals 108,195	
	Offenses	Arrests	Offenses	Arrests	Offenses	Arrests
CRIME AGAINST PERSON						
Willful Murder*					2	
Neg. Homicide					2	1
Forcible Rape*			1		37	4
Other Sex Crimes			12	3	163	32
Kidnapping					12	3
Robbery*					39	24
Aggravated Assault*			4	1	74	37
Simple Assault			9	6	291	181
2012 TOTAL			26	10	620	282
2011 TOTAL			34	24	570	267
CRIME AGAINST PROPERTY						
Burglary*					658	149
Larceny*			6	6	2,373	674
Motor Vehicle Theft*			5	4	180	50
Arson*			1		31	12
Forgery/Counterfeit			10	10	152	47
Fraud			13	14	309	83
Embezzlement					2	1
Stolen Property					7	2
Vandalism			4	3	1,201	197
2012 TOTAL			39	37	4,913	1,215
2011 TOTAL			40	35	4,438	1,006
BEHAVIORAL CRIMES						
Weapon Laws			9	9	152	68
Prostitution					1	
Drug Laws			324	331	1,725	1,473
Gambling						
Crimes Against Family			7	1	86	25
D.U.I.I			99	107	610	595
Liquor Laws	3	18	7	7	462	575
Disorderly Conduct			73	66	589	371
All Other			65	56	2,789	1,188
Curfew					35	35
Runaway Juveniles			1		159	37
2012 TOTAL	3	18	585	577	6,608	4,367
2011 TOTAL	5	7	641	622	6,460	4,375
GRAND TOTAL	3	18	650	624	12,141	5,864
* Index Total			17	11	3,394	950
Traffic Crime			114	105	816	436
Fish and Game Laws			76	76	77	77
Marine Violations					2	1

Population 2012	Gilliam County Sheriff 1,205		Condon PD 695		Gilliam County - O.L.C.C.	
	Offenses	Arrests	Offenses	Arrests	Offenses	Arrests
CRIME AGAINST PERSON						
Willful Murder*						
Neg. Homicide						
Forcible Rape*						
Other Sex Crimes	6					
Kidnapping						
Robbery*						
Aggravated Assault*	1					
Simple Assault	4	5				
2012 TOTAL	11	5				
2011 TOTAL	6	3	2	2		
CRIME AGAINST PROPERTY						
Burglary*	5	2				
Larceny*	8	1	1			
Motor Vehicle Theft*	2	2				
Arson*	1					
Forgery/Counterfeit	5	4				
Fraud	2	1				
Embezzlement						
Stolen Property						
Vandalism	8	4	1	1		
2012 TOTAL	31	14	2	1		
2011 TOTAL	31	10	2	1		
BEHAVIORAL CRIMES						
Weapon Laws	1	1				
Prostitution						
Drug Laws	65	63				
Gambling						
Crimes Against Family	3	4				
D.U.I.I	13	10				
Liquor Laws	6	6				
Disorderly Conduct	7	4	1			
All Other	44	30	10			
Curfew						
Runaway Juveniles	4	3				
2012 TOTAL	143	121	11			
2011 TOTAL	114	101	9			
GRAND TOTAL	185	140	13	1		
* Index Total	17	5	1			
Traffic Crime	18	8				
Fish and Game Laws	3	3				
Marine Violations						

No reportable incidents in 2012 or 2011.

Population 2012	Gilliam County - O.S.P.		Gilliam County Totals 1,900	
	Offenses	Arrests	Offenses	Arrests
CRIME AGAINST PERSON				
Willful Murder*				
Neg. Homicide				
Forcible Rape*				
Other Sex Crimes	1		7	
Kidnapping				
Robbery*				
Aggravated Assault*			1	
Simple Assault			4	5
2012 TOTAL	1		12	5
2011 TOTAL	3	3	11	8
CRIME AGAINST PROPERTY				
Burglary*			5	2
Larceny*			9	1
Motor Vehicle Theft*			2	2
Arson*			1	
Forgery/Counterfeit			5	4
Fraud	1	1	3	2
Embezzlement				
Stolen Property				
Vandalism			9	5
2012 TOTAL	1	1	34	16
2011 TOTAL			33	11
BEHAVIORAL CRIMES				
Weapon Laws			1	1
Prostitution				
Drug Laws	4	4	69	67
Gambling				
Crimes Against Family			3	4
D.U.I.I	5	4	18	14
Liquor Laws			6	6
Disorderly Conduct			8	4
All Other	3	6	57	36
Curfew				
Runaway Juveniles			4	3
2012 TOTAL	12	14	166	135
2011 TOTAL	12	13	135	114
GRAND TOTAL	14	15	212	156
* Index Total			18	5
Traffic Crime	1	1	19	9
Fish and Game Laws	1	1	4	4
Marine Violations				

Population	Grant County Sheriff		John Day PD	
	5,705		1,745	
2012	Offenses	Arrests	Offenses	Arrests
CRIME AGAINST PERSON				
Willful Murder*				
Neg. Homicide				
Forcible Rape*				
Other Sex Crimes	4		2	2
Kidnapping				
Robbery*				
Aggravated Assault*			1	1
Simple Assault	2		13	9
2012 TOTAL	6		16	12
2011 TOTAL	3	4	17	15
CRIME AGAINST PROPERTY				
Burglary*	5	1	5	3
Larceny*	30		10	4
Motor Vehicle Theft*	2			
Arson*	2		1	1
Forgery/Counterfeit				
Fraud	5		8	
Embezzlement				
Stolen Property				
Vandalism			5	
2012 TOTAL	44	1	29	8
2011 TOTAL	59	2	25	19
BEHAVIORAL CRIMES				
Weapon Laws	1			
Prostitution				
Drug Laws	6	1	24	16
Gambling				
Crimes Against Family	4	2		
D.U.I.			10	9
Liquor Laws	10	6	5	3
Disorderly Conduct	1	1	20	17
All Other	77	13	8	7
Curfew				
Runaway Juveniles	1		2	2
2012 TOTAL	100	23	69	54
2011 TOTAL	84	44	106	91
GRAND TOTAL	150	24	114	74
* Index Total	39	1	17	9
Traffic Crime			2	
Fish and Game Laws				
Marine Violations				

Population 2012	Grant County - O.L.C.C.		Grant County - O.S.P.		Grant County Totals 7,450	
	Offenses	Arrests	Offenses	Arrests	Offenses	Arrests
CRIME AGAINST PERSON						
Willful Murder*						
Neg. Homicide						
Forcible Rape*						
Other Sex Crimes					6	2
Kidnapping						
Robbery*						
Aggravated Assault*					1	1
Simple Assault					15	9
2012 TOTAL					22	12
2011 TOTAL			24	8	44	27
CRIME AGAINST PROPERTY						
Burglary*			1		11	4
Larceny*			8	3	48	7
Motor Vehicle Theft*					2	
Arson*					3	1
Forgery/Counterfeit						
Fraud			1		14	
Embezzlement						
Stolen Property						
Vandalism			2	2	7	2
2012 TOTAL			12	5	85	14
2011 TOTAL			7	3	91	24
BEHAVIORAL CRIMES						
Weapon Laws			3	1	4	1
Prostitution						
Drug Laws			30	29	60	46
Gambling						
Crimes Against Family			1		5	2
D.U.I.			28	30	38	39
Liquor Laws	2	1	6	6	23	16
Disorderly Conduct			4	3	25	21
All Other			29	20	114	40
Curfew						
Runaway Juveniles					3	2
2012 TOTAL	2	1	101	89	272	167
2011 TOTAL	2		145	122	337	257
GRAND TOTAL	2	1	113	94	379	193
* Index Total			9	3	65	13
Traffic Crime			7	7	9	7
Fish and Game Laws			39	36	39	36
Marine Violations						

Population 2012	Harney County Sheriff 2,915		Burns PD 2,835		Hines PD 1,565	
	Offenses	Arrests	Offenses	Arrests	Offenses	Arrests
CRIME AGAINST PERSON						
Willful Murder*			1	1		
Neg. Homicide						
Forcible Rape*						
Other Sex Crimes	3	1	3	1		
Kidnapping						
Robbery*						
Aggravated Assault*	3	2				1
Simple Assault	10	6	35	20	5	2
2012 TOTAL	16	9	39	22	5	3
2011 TOTAL	23	21	21	22	13	15
CRIME AGAINST PROPERTY						
Burglary*	5		36	5	8	3
Larceny*	10	3	94	11	23	2
Motor Vehicle Theft*			4		1	
Arson*			1		1	1
Forgery/Counterfeit						
Fraud	5	2	5			
Embezzlement						
Stolen Property						
Vandalism	8	3	28	1		
2012 TOTAL	28	8	168	17	33	6
2011 TOTAL	44	17	170	35	60	12
BEHAVIORAL CRIMES						
Weapon Laws	6	3				
Prostitution						
Drug Laws	73	52	13	12	2	3
Gambling						
Crimes Against Family	8	3	2		1	
D.U.I.I	13	6	8	3	2	2
Liquor Laws	7	4	8	7	3	1
Disorderly Conduct	6	1	20	12	6	3
All Other	36	11	5	1	44	10
Curfew						
Runaway Juveniles	1		1		1	
2012 TOTAL	150	80	57	35	59	19
2011 TOTAL	162	122	105	124	26	21
GRAND TOTAL	194	97	264	74	97	28
* Index Total	18	5	136	17	33	7
Traffic Crime	9	4	2		1	
Fish and Game Laws						
Marine Violations						

Population 2012	Harney County - O.L.C.C.		Harney County - O.S.P.		Harney County Totals 7,315	
	Offenses	Arrests	Offenses	Arrests	Offenses	Arrests
CRIME AGAINST PERSON						
Willful Murder*					1	1
Neg. Homicide						
Forcible Rape*						
Other Sex Crimes			1		7	2
Kidnapping						
Robbery*						
Aggravated Assault*					3	3
Simple Assault			4	4	54	32
2012 TOTAL			5	4	65	38
2011 TOTAL			4	2	61	60
CRIME AGAINST PROPERTY						
Burglary*					49	8
Larceny*			2	1	129	17
Motor Vehicle Theft*					5	
Arson*					2	1
Forgery/Counterfeit						
Fraud			6	4	16	6
Embezzlement						
Stolen Property						
Vandalism			1	1	37	5
2012 TOTAL			9	6	238	37
2011 TOTAL			9	3	283	67
BEHAVIORAL CRIMES						
Weapon Laws			1	1	7	4
Prostitution						
Drug Laws			140	131	228	198
Gambling						
Crimes Against Family					11	3
D.U.I.I			12	16	35	27
Liquor Laws	3	2	12	12	33	26
Disorderly Conduct					32	16
All Other			8	6	93	28
Curfew						
Runaway Juveniles					3	
2012 TOTAL	3	2	173	166	442	302
2011 TOTAL			88	82	381	349
GRAND TOTAL	3	2	187	176	745	377
* Index Total			2	1	189	30
Traffic Crime			3	3	15	7
Fish and Game Laws			10	10	10	10
Marine Violations						

Population	Hood River County Sheriff		Hood River PD*		Hood River County - O.L.C.C.	
	Offenses	Arrests	Offenses	Arrests	Offenses	Arrests
2012						
CRIME AGAINST PERSON						
Willful Murder*				1		
Neg. Homicide						
Forcible Rape*	2	1	1	2		
Other Sex Crimes	15	1	4	2		
Kidnapping	1					
Robbery*	3			3		
Aggravated Assault*	22	5	3	2		
Simple Assault	44	25	20	23		
2012 TOTAL	87	32	28	33		
2011 TOTAL	65	74	28	33		
CRIME AGAINST PROPERTY						
Burglary*	37	4	12	2		
Larceny*	130	14	46	33		
Motor Vehicle Theft*	18	3	5	1		
Arson*	1		1			
Forgery/Counterfeit	4	1	1	2		
Fraud	19	2	3			
Embezzlement						
Stolen Property	4		4	3		
Vandalism	70	6	25	9		
2012 TOTAL	283	30	97	50		
2011 TOTAL	216	50	97	50		
BEHAVIORAL CRIMES						
Weapon Laws	4	3	2	2		
Prostitution	1					
Drug Laws	58	46	30	21		
Gambling						
Crimes Against Family	1		5			
D.U.I.I	67	49	19	16		
Liquor Laws	22	17	12	15	4	
Disorderly Conduct	36	19	28	23		
All Other	337	47	27	6		
Curfew			2	2		
Runaway Juveniles	15		3	1		
2012 TOTAL	541	181	128	86	4	
2011 TOTAL	374	220	128	86	3	
GRAND TOTAL	911	243	253	169	4	
* Index Total	213	27	68	44		
Traffic Crime	33	8	11	3		
Fish and Game Laws	2	2				
Marine Violations						

*Did not report in 2012. 2011 data repeated for continuity.

Population 2012	Hood River County - O.S.P.		Hood River County Totals 22,875	
	Offenses	Arrests	Offenses	Arrests
CRIME AGAINST PERSON				
Willful Murder*				1
Neg. Homicide			4	3
Forcible Rape*	1		19	3
Other Sex Crimes			1	
Kidnapping			3	3
Robbery*			25	7
Aggravated Assault*			65	49
Simple Assault	1	1		
2012 TOTAL	2	1	117	66
2011 TOTAL	8	8	101	115
CRIME AGAINST PROPERTY				
Burglary*			49	6
Larceny*	6	1	182	48
Motor Vehicle Theft*	1		24	4
Arson*			2	
Forgery/Counterfeit			5	3
Fraud	1	3	23	5
Embezzlement				
Stolen Property			8	3
Vandalism	1		96	15
2012 TOTAL	9	4	389	84
2011 TOTAL	12	5	325	105
BEHAVIORAL CRIMES				
Weapon Laws			6	5
Prostitution			1	
Drug Laws	50	47	138	114
<i>Gambling</i>				
Crimes Against Family	1	1	7	1
D.U.I.I	26	27	112	92
Liquor Laws	5	5	43	37
Disorderly Conduct	3	3	67	45
All Other	16	12	380	65
Curfew			2	2
Runaway Juveniles			18	1
2012 TOTAL	101	95	774	362
2011 TOTAL	126	118	631	424
GRAND TOTAL	112	100	1,280	512
* Index Total	8	1	289	72
Traffic Crime	17	18	61	29
Fish and Game Laws	22	21	24	23
Marine Violations				

Population 2012	Jackson County Sheriff 67,310		Ashland PD 20,325		Central Point PD 17,275	
	Offenses	Arrests	Offenses	Arrests	Offenses	Arrests
CRIME AGAINST PERSON						
Willful Murder*	3	1				
Neg. Homicide						
Forcible Rape*	14	7	9	1	4	1
Other Sex Crimes	62	17	26	4	19	6
Kidnapping	6	2	1		2	1
Robbery*	9	7	5	7	1	1
Aggravated Assault*	143	48	20	14	23	14
Simple Assault	278	157	66	33	80	54
2012 TOTAL	515	239	127	59	129	77
2011 TOTAL	541	243	111	59	135	89
CRIME AGAINST PROPERTY						
Burglary*	315	55	63	12	64	9
Larceny*	945	138	549	135	527	131
Motor Vehicle Theft*	108	29	34	14	25	3
Arson*	9	5	4	2		
Forgery/Counterfeit	50	7	24	3	11	4
Fraud	176	53	90	14	45	6
Embezzlement	1	1		1		
Stolen Property	5	10	1		1	1
Vandalism	619	37	192	36	188	15
2012 TOTAL	2,228	335	957	217	861	169
2011 TOTAL	2,129	269	1,064	214	754	141
BEHAVIORAL CRIMES						
Weapon Laws	67	40	11	7	17	9
Prostitution			2	2		
Drug Laws	392	291	373	306	134	117
Gambling						
Crimes Against Family	38	7	15	3	15	7
D.U.I.I	284	264	182	167	68	67
Liquor Laws	50	78	323	315	26	30
Disorderly Conduct	424	138	174	98	90	42
All Other	1,156	244	575	472	469	165
Curfew	10	13	12	16	4	10
Runaway Juveniles	92	1	50		49	
2012 TOTAL	2,513	1,076	1,717	1,386	872	447
2011 TOTAL	2,339	1,125	1,459	1,253	636	548
GRAND TOTAL	5,256	1,650	2,801	1,662	1,862	693
* Index Total	1,546	290	684	185	644	159
Traffic Crime	479	203	104	46	86	29
Fish and Game Laws	5	4				
Marine Violations	41	35				

Population 2012	Rogue River PD 2,145		Talent PD 6,095	
	Offenses	Arrests	Offenses	Arrests
CRIME AGAINST PERSON				
Willful Murder*				
Neg. Homicide				
Forcible Rape*		1	3	
Other Sex Crimes	1		9	4
Kidnapping	2		4	1
Robbery*			1	
Aggravated Assault*			3	1
Simple Assault	14	13	25	21
2012 TOTAL	17	14	45	27
2011 TOTAL	22	18	62	45
CRIME AGAINST PROPERTY				
Burglary*	12		32	6
Larceny*	69	11	198	38
Motor Vehicle Theft*	8		11	2
Arson*			2	
Forgery/Counterfeit	4	4	9	2
Fraud	5	1	26	3
Embezzlement				
Stolen Property			2	
Vandalism	18		79	6
2012 TOTAL	116	16	359	57
2011 TOTAL	102	23	290	52
BEHAVIORAL CRIMES				
Weapon Laws	4	2	8	4
Prostitution				
Drug Laws	17	16	79	51
Gambling				
Crimes Against Family	1		3	
D.U.I.I	10	10	66	64
Liquor Laws	2	1	14	10
Disorderly Conduct	17	11	49	21
All Other	30	13	83	23
Curfew			1	
Runaway Juveniles	6	1	15	1
2012 TOTAL	87	54	318	174
2011 TOTAL	100	53	425	201
GRAND TOTAL	220	84	722	258
* Index Total	89	12	250	47
Traffic Crime	12	6	57	31
Fish and Game Laws				
Marine Violations				

Population 2012	Jackson County - O.L.C.C.		Jackson County - O.S.P.		Jackson County Totals 204,630	
	Offenses	Arrests	Offenses	Arrests	Offenses	Arrests
CRIME AGAINST PERSON						
Willful Murder*					6	2
Neg. Homicide			1	2	3	4
Forcible Rape*			1	1	69	21
Other Sex Crimes			31	8	286	95
Kidnapping					27	8
Robbery*			1		79	60
Aggravated Assault*			6	5	522	280
Simple Assault			13	9	1,309	888
2012 TOTAL			53	25	2,301	1,358
2011 TOTAL			49	20	2,528	1,433
CRIME AGAINST PROPERTY						
Burglary*					1,045	187
Larceny*			6	2	6,595	1,909
Motor Vehicle Theft*			6	10	458	132
Arson*			2		71	23
Forgery/Counterfeit			4	5	424	78
Fraud			23	19	1,147	313
Embezzlement					24	16
Stolen Property				1	52	61
Vandalism			4	3	3,032	270
2012 TOTAL			45	40	12,848	2,989
2011 TOTAL			68	49	12,528	2,547
BEHAVIORAL CRIMES						
Weapon Laws			17	16	310	170
Prostitution					3	3
Drug Laws			343	324	3,324	2,434
Gambling						
Crimes Against Family			2		180	57
D.U.I.I			358	394	1,515	1,478
Liquor Laws	20	20	22	23	789	845
Disorderly Conduct			60	52	1,727	950
All Other			41	36	4,516	2,366
Curfew					66	76
Runaway Juveniles					475	4
2012 TOTAL	20	20	843	845	12,905	8,383
2011 TOTAL	17	4	1,005	974	11,916	8,310
GRAND TOTAL	20	20	941	910	28,054	12,730
* Index Total			22	18	8,845	2,614
Traffic Crime			167	156	1,822	584
Fish and Game Laws			43	39	48	43
Marine Violations			1	1	42	36

Population	Jefferson County Sheriff		Madras PD	
	15,680		6,260	
2012	Offenses	Arrests	Offenses	Arrests
CRIME AGAINST PERSON				
Willful Murder*	1			
Neg. Homicide				
Forcible Rape*	2		4	1
Other Sex Crimes	27	2	23	4
Kidnapping				
Robbery*			6	4
Aggravated Assault*	2	1	5	2
Simple Assault	45	21	78	58
2012 TOTAL	77	24	116	69
2011 TOTAL	78	36	84	74
CRIME AGAINST PROPERTY				
Burglary*	58	2	55	16
Larceny*	122	3	246	117
Motor Vehicle Theft*	18	1	21	3
Arson*	1	1	10	1
Forgery/Counterfeit	5	1	5	2
Fraud	2		2	1
Embezzlement	1			
Stolen Property				
Vandalism	82	6	90	28
2012 TOTAL	289	14	429	168
2011 TOTAL	280	32	390	135
BEHAVIORAL CRIMES				
Weapon Laws	7	2	11	10
Prostitution				
Drug Laws	50	24	41	43
Gambling				
Crimes Against Family	33	5	16	16
D.U.I.I	25	18	33	27
Liquor Laws	20	7	12	21
Disorderly Conduct	53	20	100	97
All Other	128	16	230	46
Curfew				
Runaway Juveniles	15	1	29	19
2012 TOTAL	331	93	472	279
2011 TOTAL	416	190	467	338
GRAND TOTAL	697	131	1,017	516
* Index Total	204	8	347	144
Traffic Crime	39	16	36	13
Fish and Game Laws				
Marine Violations				

Population 2012	Jefferson County - O.L.C.C.		Jefferson County - O.S.P.		Jefferson County Totals 21,940	
	Offenses	Arrests	Offenses	Arrests	Offenses	Arrests
CRIME AGAINST PERSON						
Willful Murder*					1	
Neg. Homicide						
Forcible Rape*					6	1
Other Sex Crimes			1	1	51	7
Kidnapping						
Robbery*					6	4
Aggravated Assault*					7	3
Simple Assault			3	1	126	80
2012 TOTAL			4	2	197	95
2011 TOTAL			48		210	110
CRIME AGAINST PROPERTY						
Burglary*			1	1	114	19
Larceny*			4	2	372	122
Motor Vehicle Theft*					39	4
Arson*					11	2
Forgery/Counterfeit			17	19	27	22
Fraud			1	3	5	4
Embezzlement					1	
Stolen Property						
Vandalism			2	1	174	35
2012 TOTAL			25	26	743	208
2011 TOTAL			16	7	686	174
BEHAVIORAL CRIMES						
Weapon Laws			3	3	21	15
Prostitution						
Drug Laws			55	40	146	107
Gambling						
Crimes Against Family					49	21
D.U.I.I			14	15	72	60
Liquor Laws	2	1	2	2	36	31
Disorderly Conduct			4	4	157	121
All Other			5	4	363	66
Curfew						
Runaway Juveniles			1		45	20
2012 TOTAL	2	1	84	68	889	441
2011 TOTAL		1	90	68	973	597
GRAND TOTAL	2	1	113	96	1,829	744
* Index Total			5	3	556	155
Traffic Crime			22	21	97	50
Fish and Game Laws			10	7	10	7
Marine Violations						

Population 2012	Josephine County Sheriff 48,035		Grants Pass PD 34,740		Josephine County - O.L.C.C.	
	Offenses	Arrests	Offenses	Arrests	Offenses	Arrests
CRIME AGAINST PERSON						
Willful Murder*			1	1		
Neg. Homicide	1					
Forcible Rape*	1		9			
Other Sex Crimes	14		45	4		
Kidnapping	3		5			
Robbery*	6	2	31	10		
Aggravated Assault*	64	19	51	31		
Simple Assault	115	34	172	78		
2012 TOTAL	204	55	314	124		
2011 TOTAL	307	128	471	225		
CRIME AGAINST PROPERTY						
Burglary*	326	16	357	14		
Larceny*	432	12	1,578	356		
Motor Vehicle Theft*	93	3	113	12		
Arson*	4	1	10	2		
Forgery/Counterfeit	10		136	5		
Fraud	50	2	124	7		
Embezzlement						
Stolen Property	1		8	6		
Vandalism	281	12	703	47		
2012 TOTAL	1,197	46	3,029	449		
2011 TOTAL	1,035	111	3,040	504		
BEHAVIORAL CRIMES						
Weapon Laws	22	5	62	18		
Prostitution						
Drug Laws	48	33	372	163		
Gambling						
Crimes Against Family	2		32	1		
D.U.I.I	60	44	152	112		
Liquor Laws	5	8	66	90	9	14
Disorderly Conduct	16	5	223	81		
All Other	124	28	657	254		
Curfew			6	4		
Runaway Juveniles	49	5	95	10		
2012 TOTAL	326	128	1,665	733	9	14
2011 TOTAL	636	338	2,157	1,231		
GRAND TOTAL	1,727	229	5,008	1,306	9	14
* Index Total	926	53	2,150	426		
Traffic Crime	87	21	142	31		
Fish and Game Laws						
Marine Violations						

Population 2012	Josephine County - O.S.P.		Josephine County Totals 82,775	
	Offenses	Arrests	Offenses	Arrests
CRIME AGAINST PERSON				
Willful Murder*			1	1
Neg. Homicide			1	
Forcible Rape*	6		16	
Other Sex Crimes	26		85	4
Kidnapping	2	1	10	1
Robbery*	4	3	41	15
Aggravated Assault*	20	11	135	61
Simple Assault	51	33	338	145
2012 TOTAL	109	48	627	227
2011 TOTAL	45	19	823	372
CRIME AGAINST PROPERTY				
Burglary*	10	7	693	37
Larceny*	13	7	2,023	375
Motor Vehicle Theft*	15	7	221	22
Arson*	7	3	21	6
Forgery/Counterfeit	1	1	147	6
Fraud	3	2	177	11
Embezzlement				
Stolen Property			9	6
Vandalism	17	16	1,001	75
2012 TOTAL	66	43	4,292	538
2011 TOTAL	49	35	4,124	650
BEHAVIORAL CRIMES				
Weapon Laws	16	15	100	38
Prostitution				
Drug Laws	212	197	632	393
Gambling				
Crimes Against Family	7		41	1
D.U.I.I	119	128	331	284
Liquor Laws	19	15	99	127
Disorderly Conduct	46	39	285	125
All Other	37	32	818	314
Curfew			6	4
Runaway Juveniles	3		147	15
2012 TOTAL	459	426	2,459	1,301
2011 TOTAL	372	369	3,165	1,938
GRAND TOTAL	634	517	7,378	2,066
* Index Total	75	38	3,151	517
Traffic Crime	150	133	379	185
Fish and Game Laws	3	11	3	11
Marine Violations				

Population 2012	Klamath County Sheriff 44,460		Klamath Falls PD 21,465		Malin PD 815	
	Offenses	Arrests	Offenses	Arrests	Offenses	Arrests
CRIME AGAINST PERSON						
Willful Murder*	2					
Neg. Homicide						
Forcible Rape*	12	2	10			
Other Sex Crimes	27	5	21	3		
Kidnapping	9					
Robbery*	11	8	27	18		
Aggravated Assault*	48	27	42	28		
Simple Assault	244	136	219	122		
2012 TOTAL	353	178	319	171		
2011 TOTAL	320	141	338	193	2	
CRIME AGAINST PROPERTY						
Burglary*	135	38	186	22	1	
Larceny*	190	59	754	423		
Motor Vehicle Theft*	74	26	75	20		
Arson*	7	2	16	2		
Forgery/Counterfeit	11	2	29	4		
Fraud	29	1	50	10		
Embezzlement			1			
Stolen Property	9	5	6	6	1	
Vandalism	142	31	77	35		
2012 TOTAL	597	164	1,194	522	2	
2011 TOTAL	575	119	1,222	652	2	
BEHAVIORAL CRIMES						
Weapon Laws	61	14	45	27		
Prostitution	1					
Drug Laws	115	64	143	90		
Gambling						
Crimes Against Family	10	1	13	6		
D.U.I.I	96	81	104	80		
Liquor Laws	9	20	3	4		
Disorderly Conduct	134	74	196	134	1	
All Other	256	57	146	105	8	
Curfew						
Runaway Juveniles	68		56	7		
2012 TOTAL	750	311	706	453	9	
2011 TOTAL	784	361	691	502	8	
GRAND TOTAL	1,700	653	2,219	1,146	11	
* Index Total	479	162	1,110	513	1	
Traffic Crime	102	51	109	49	1	1
Fish and Game Laws						
Marine Violations	3	3				

Population 2012	Klamath County - O.S.P.		Klamath County - OLCC		Klamath County Totals 66,740	
	Offenses	Arrests	Offenses	Arrests	Offenses	Arrests
CRIME AGAINST PERSON						
Willful Murder*					2	
Neg. Homicide	1	1			1	1
Forcible Rape*	5				27	2
Other Sex Crimes	52	16			100	24
Kidnapping	3	2			12	2
Robbery*	1				39	26
Aggravated Assault*	5	2			95	57
Simple Assault	40	25			503	283
2012 TOTAL	107	46			779	395
2011 TOTAL	69	79			729	413
CRIME AGAINST PROPERTY						
Burglary*	3	2			325	62
Larceny*	20	13			964	495
Motor Vehicle Theft*	5	7			154	53
Arson*	6	1			29	5
Forgery/Counterfeit	16	12			56	18
Fraud	28	25			107	36
Embezzlement					1	
Stolen Property	1	1			17	12
Vandalism	29	22			248	88
2012 TOTAL	108	83			1,901	769
2011 TOTAL	89	48			1,888	819
BEHAVIORAL CRIMES						
Weapon Laws	41	40			147	81
Prostitution					1	
Drug Laws	387	364			645	518
Gambling						
Crimes Against Family	6	1			29	8
D.U.I.I	169	183			369	344
Liquor Laws	9	9	7	9	28	42
Disorderly Conduct	54	52			385	260
All Other	130	108			540	270
Curfew						
Runaway Juveniles					124	7
2012 TOTAL	796	757	7	9	2,268	1,530
2011 TOTAL	761	732	3		2,247	1,595
GRAND TOTAL	1,013	934	7	9	4,948	2,694
* Index Total	47	27			1,635	700
Traffic Crime	144	140			356	241
Fish and Game Laws	42	25			42	25
Marine Violations					3	3

Population 2012	Lake County Sheriff*		Lakeview PD		Lake County - O.L.C.C.	
	Offenses	Arrests	Offenses	Arrests	Offenses	Arrests
CRIME AGAINST PERSON						
Willful Murder*						
Neg. Homicide						
Forcible Rape*			4	1		
Other Sex Crimes	2	2	4	1		
Kidnapping						
Robbery*						
Aggravated Assault*	1	2	19	7		
Simple Assault	3	11	3	2		
2012 TOTAL	6	15	30	11		
2011 TOTAL	6	15	27	14		
CRIME AGAINST PROPERTY						
Burglary*	11	10	7			
Larceny*	22	6	14			
Motor Vehicle Theft*			3			
Arson*						
Forgery/Counterfeit	1					
Fraud	1	1	4			
Embezzlement						
Stolen Property						
Vandalism	3		15	3		
2012 TOTAL	38	17	43	3		
2011 TOTAL	38	17	74	18		
BEHAVIORAL CRIMES						
Weapon Laws		4	1			
Prostitution						
Drug Laws		6	15	7		
Gambling						
Crimes Against Family	2	1	2	1		
D.U.I.I	17	17	2	2		
Liquor Laws	1	15	2			
Disorderly Conduct		7	13	3		
All Other	8	9	51	8		
Curfew						
Runaway Juveniles		5		2		
2012 TOTAL	28	64	86	23		
2011 TOTAL	28	64	152	51		
GRAND TOTAL	72	96	159	37		
* Index Total	34	18	47	8		
Traffic Crime	8	4	3	2		
Fish and Game Laws						
Marine Violations						

* Did not report in 2012. 2011 data repeated for continuity.

No reportable incidents in 2012/11

Population 2012	Lake County - O.S.P.		Lake County Totals 7,920	
	Offenses	Arrests	Offenses	Arrests
CRIME AGAINST PERSON				
Willful Murder*				
Neg. Homicide				
Forcible Rape*			4	1
Other Sex Crimes	6		12	3
Kidnapping				
Robbery*				
Aggravated Assault*	2	2	22	11
Simple Assault	1	1	7	14
2012 TOTAL	9	3	45	29
2011 TOTAL	42	1	75	30
CRIME AGAINST PROPERTY				
Burglary*	1	1	19	11
Larceny*	2	1	38	7
Motor Vehicle Theft*	2	1	5	1
Arson*				
Forgery/Counterfeit			1	
Fraud	3	2	8	3
Embezzlement				
Stolen Property				
Vandalism			18	3
2012 TOTAL	8	5	89	25
2011 TOTAL	11	11	123	46
BEHAVIORAL CRIMES				
Weapon Laws	4	5	5	9
Prostitution				
Drug Laws	115	116	130	129
Gambling				
Crimes Against Family			4	2
D.U.I.I	5	5	24	24
Liquor Laws	4	1	7	16
Disorderly Conduct	6	6	19	16
All Other	13	14	72	31
Curfew				
Runaway Juveniles				7
2012 TOTAL	147	147	261	234
2011 TOTAL	188	170	368	285
GRAND TOTAL	164	155	395	288
* Index Total	7	5	88	31
Traffic Crime	10	9	21	15
Fish and Game Laws	7	8	7	8
Marine Violations				

Population 2012	Eugene PD 158,335		Florence PD 8,470		Junction City PD 5,445	
	Offenses	Arrests	Offenses	Arrests	Offenses	Arrests
CRIME AGAINST PERSON						
Willful Murder*	1					
Neg. Homicide		2				
Forcible Rape*	67	8	3	1		
Other Sex Crimes	265	76	14	3	7	6
Kidnapping	18		1			
Robbery*	193	85	2	2		
Aggravated Assault*	171	94	3	2	1	2
Simple Assault	1,119	616	116	55	25	3
2012 TOTAL	1,834	881	139	63	33	11
2011 TOTAL	1,944	1,009	115	63	6	46
CRIME AGAINST PROPERTY						
Burglary*	1,419	117	70	7	18	7
Larceny*	5,758	1,319	247	57	101	41
Motor Vehicle Theft*	439	79	17	9	7	1
Arson*	81	4	1			3
Forgery/Counterfeit	258	42	22	4	5	1
Fraud	1,685	58	79		27	1
Embezzlement	4	2				
Stolen Property	110	39			1	
Vandalism	1,642	227	100	17	36	15
2012 TOTAL	11,396	1,887	536	94	195	69
2011 TOTAL	10,814	1,825	550	85	94	60
BEHAVIORAL CRIMES						
Weapon Laws	211	108	9	2	4	6
Prostitution	6	4				
Drug Laws	1,892	1,337	174	109	25	49
Gambling						
Crimes Against Family	82	13	14	1	2	3
D.U.I.I	742	535	80	49	52	44
Liquor Laws	1,903	2,315	22	31	2	9
Disorderly Conduct	858	513	249	17	9	15
All Other	3,108	1,815	648	79	80	59
Curfew						
Runaway Juveniles	257	6	10	3	2	
2012 TOTAL	9,059	6,646	1,206	291	176	185
2011 TOTAL	9,254	7,372	1,175	239	104	174
GRAND TOTAL	22,289	9,414	1,881	448	404	265
* Index Total	8,129	1,706	343	78	127	54
Traffic Crime	709	309	46	16	28	14
Fish and Game Laws						
Marine Violations						

Population 2012	Oakridge PD*		Springfield PD		Veneta PD (Serviced by Lane S.O.)	
	Offenses	Arrests	Offenses	Arrests	Offenses	Arrests
CRIME AGAINST PERSON						
Willful Murder*				1		
Neg. Homicide						
Forcible Rape*			15	3	5	
Other Sex Crimes	12		62	25	19	4
Kidnapping	2		4	1		
Robbery*	3	2	30	24	3	1
Aggravated Assault*	11	11	59	41	20	13
Simple Assault	17	11	563	341	42	23
2012 TOTAL	45	24	733	436	89	41
2011 TOTAL	45	24	735	566	119	71
CRIME AGAINST PROPERTY						
Burglary*	28	10	380	42	53	7
Larceny*	53	5	2,299	692	121	21
Motor Vehicle Theft*	4		218	50	27	8
Arson*	1		17	9	2	
Forgery/Counterfeit	3	1	101	40	5	1
Fraud	4		313	33	28	
Embezzlement			20	12		
Stolen Property			15	35	3	2
Vandalism	48	12	697	104	49	2
2012 TOTAL	141	28	4,060	1,017	288	41
2011 TOTAL	141	28	3,351	1,114	295	45
BEHAVIORAL CRIMES						
Weapon Laws	9	5	123	66	10	3
Prostitution			1	2		
Drug Laws	26	21	1,352	793	56	53
Gambling						
Crimes Against Family	1		65	24		
D.U.I.I	11	9	490	344	46	31
Liquor Laws	12	8	212	216	7	3
Disorderly Conduct	36	17	360	181	23	5
All Other	230	61	1,348	575	78	16
Curfew			40	21		
Runaway Juveniles	4		74	6	18	
2012 TOTAL	329	121	4,065	2,228	238	111
2011 TOTAL	329	121	3,276	2,246	264	186
GRAND TOTAL	515	173	8,858	3,681	615	193
* Index Total	100	28	3,018	862	231	50
Traffic Crime	12	7	504	218	34	6
Fish and Game Laws						
Marine Violations						

*Only reported 2 months' data. 2011 data repeated for continuity.

Population 2012	Lane County - O.L.C.C.		Lane County - O.S.P.		Lane County Totals 354,200	
	Offenses	Arrests	Offenses	Arrests	Offenses	Arrests
CRIME AGAINST PERSON						
Willful Murder*					8	5
Neg. Homicide					1	4
Forcible Rape*			1		117	16
Other Sex Crimes			14	3	496	139
Kidnapping			1	1	28	2
Robbery*					255	122
Aggravated Assault*			8	5	477	328
Simple Assault			38	41	2,262	1,272
2012 TOTAL			62	50	3,644	1,888
2011 TOTAL			115	86	3,928	2,287
CRIME AGAINST PROPERTY						
Burglary*			3	1	2,449	224
Larceny*			16	10	9,580	2,274
Motor Vehicle Theft*			16	14	887	190
Arson*					118	20
Forgery/Counterfeit			12	7	458	108
Fraud			42	32	2,432	130
Embezzlement					25	14
Stolen Property			2	3	156	90
Vandalism			31	30	2,945	441
2012 TOTAL			122	97	19,050	3,491
2011 TOTAL			134	80	17,761	3,523
BEHAVIORAL CRIMES						
Weapon Laws			18	14	449	235
Prostitution					24	22
Drug Laws			204	201	4,360	2,878
Gambling						
Crimes Against Family			9	4	228	58
D.U.I.I			357	386	1,992	1,543
Liquor Laws	39	57	29	49	2,323	2,824
Disorderly Conduct			160	161	1,864	976
All Other			129	119	6,513	3,125
Curfew					40	21
Runaway Juveniles			1		503	15
2012 TOTAL	39	57	907	934	18,296	11,697
2011 TOTAL	12	22	1,339	1,339	17,989	13,062
GRAND TOTAL	39	57	1,091	1,081	40,990	17,076
* Index Total			44	30	13,891	3,179
Traffic Crime			208	199	1,744	854
Fish and Game Laws			44	38	44	38
Marine Violations			2	2	2	2

Population 2012	Lincoln County - O.L.C.C.		Lincoln County - O.S.P.		Lincoln County Totals 46,295	
	Offenses	Arrests	Offenses	Arrests	Offenses	Arrests
CRIME AGAINST PERSON						
Willful Murder*						
Neg. Homicide						
Forcible Rape*			1		20	4
Other Sex Crimes			1		126	9
Kidnapping					23	3
Robbery*					16	8
Aggravated Assault*			6		138	69
Simple Assault			15	10	478	260
2012 TOTAL			23	10	801	353
2011 TOTAL			8	4	764	340
CRIME AGAINST PROPERTY						
Burglary*			1		330	51
Larceny*			11	3	1,012	239
Motor Vehicle Theft*			1	1	117	15
Arson*					17	1
Forgery/Counterfeit					63	7
Fraud			2		228	20
Embezzlement						
Stolen Property					26	12
Vandalism			7	4	729	96
2012 TOTAL			22	8	2,522	441
2011 TOTAL			14	3	2,369	422
BEHAVIORAL CRIMES						
Weapon Laws			3	1	49	13
Prostitution					1	
Drug Laws			58	49	400	291
Gambling						
Crimes Against Family			3	1	49	3
D.U.I.I			69	70	346	300
Liquor Laws	2	2	7	9	94	140
Disorderly Conduct			25	21	303	153
All Other			27	21	848	299
Curfew					4	1
Runaway Juveniles					108	9
2012 TOTAL	2	2	192	172	2,202	1,209
2011 TOTAL	8	5	228	202	2,221	1,265
GRAND TOTAL	2	2	237	190	5,525	2,003
* Index Total			20	4	1,650	387
Traffic Crime			55	48	461	130
Fish and Game Laws			47	36	47	36
Marine Violations			1	1	4	3

Population 2012	Linn County - O.L.C.C.		Linn County - O.S.P.		Linn County Totals 118,035	
	Offenses	Arrests	Offenses	Arrests	Offenses	Arrests
CRIME AGAINST PERSON						
Willful Murder*						1
Neg. Homicide						2
Forcible Rape*					25	4
Other Sex Crimes			1		324	112
Kidnapping					3	
Robbery*					45	31
Aggravated Assault*					73	42
Simple Assault			11	13	676	379
2012 TOTAL			12	13	1,146	571
2011 TOTAL			29	17	1,097	567
CRIME AGAINST PROPERTY						
Burglary*			1		741	119
Larceny*			8	4	2,991	795
Motor Vehicle Theft*			4	3	230	59
Arson*					19	8
Forgery/Counterfeit			3	2	70	22
Fraud			6	5	294	22
Embezzlement						1
Stolen Property			1		6	3
Vandalism			3	3	1,052	110
2012 TOTAL			26	17	5,403	1,139
2011 TOTAL			33	13	5,367	1,110
BEHAVIORAL CRIMES						
Weapon Laws			7	6	79	48
Prostitution					9	6
Drug Laws			144	142	887	710
Gambling						
Crimes Against Family			1	1	113	19
D.U.I.I			189	207	606	525
Liquor Laws	2	11	21	20	174	317
Disorderly Conduct			29	26	1,898	266
All Other			56	56	4,174	832
Curfew					82	50
Runaway Juveniles					121	185
2012 TOTAL	2	11	447	458	8,143	2,958
2011 TOTAL	14	39	312	326	8,183	3,326
GRAND TOTAL	2	11	485	488	14,692	4,668
* Index Total			13	7	4,124	1,059
Traffic Crime			138	133	631	287
Fish and Game Laws			25	30	25	30
Marine Violations						

Population 2012	Malheur County Sheriff 16,710		Nyssa PD* 3,270		Ontario PD 11,415	
	Offenses	Arrests	Offenses	Arrests	Offenses	Arrests
CRIME AGAINST PERSON						
Willful Murder*						
Neg. Homicide						
Forcible Rape*			2		12	2
Other Sex Crimes	14	3	4		20	4
Kidnapping					1	
Robbery*			1		5	4
Aggravated Assault*	1		3	3	65	35
Simple Assault	13	12	17	7	46	17
2012 TOTAL	28	15	27	10	149	62
2011 TOTAL	33	19	27	10	152	68
CRIME AGAINST PROPERTY						
Burglary*	57	3	44	5	138	9
Larceny*	118	7	72	18	698	200
Motor Vehicle Theft*	10		7		21	4
Arson*						
Forgery/Counterfeit			12		22	5
Fraud	24		13		33	
Embezzlement						
Stolen Property	3					
Vandalism	16	5	54	2	504	42
2012 TOTAL	228	15	202	25	1,416	260
2011 TOTAL	273	45	202	25	1,304	289
BEHAVIORAL CRIMES						
Weapon Laws	4	4			7	4
Prostitution						
Drug Laws	40	15	10	13	135	62
Gambling						
Crimes Against Family	12	5	2		8	
D.U.I.I	30	29	15	15	24	16
Liquor Laws	46	18	7	4	47	60
Disorderly Conduct	22	8	190	38	175	85
All Other	502	15	30	5	259	139
Curfew			8	7	55	36
Runaway Juveniles	5	2	34	1	87	24
2012 TOTAL	661	96	296	83	797	426
2011 TOTAL	541	155	296	83	991	583
GRAND TOTAL	917	126	525	118	2,362	748
* Index Total	186	10	129	26	939	254
Traffic Crime	3	3	86	78	36	16
Fish and Game Laws						
Marine Violations						

*Did not report in 2012. 2011 data repeated for continuity.

Population 2012	Malheur County - O.L.C.C.		Malheur County - O.S.P.		Malheur County Totals 31,395	
	Offenses	Arrests	Offenses	Arrests	Offenses	Arrests
CRIME AGAINST PERSON						
Willful Murder*					14	2
Neg. Homicide					39	7
Forcible Rape*					1	
Other Sex Crimes			1		6	4
Kidnapping					74	38
Robbery*					87	37
Aggravated Assault*			5			
Simple Assault			11	1		
2012 TOTAL			17	1	221	88
2011 TOTAL			28	7	240	104
CRIME AGAINST PROPERTY						
Burglary*			2	2	241	19
Larceny*			4	9	892	234
Motor Vehicle Theft*				1	38	5
Arson*						
Forgery/Counterfeit			3	3	37	8
Fraud			14	9	84	9
Embezzlement						
Stolen Property					3	
Vandalism			2	2	576	51
2012 TOTAL			25	26	1,871	326
2011 TOTAL			31	27	1,810	386
BEHAVIORAL CRIMES						
Weapon Laws			8	8	19	16
Prostitution						
Drug Laws			207	189	392	279
Gambling						
Crimes Against Family			2	1	24	6
D.U.I.I			90	108	159	168
Liquor Laws		1	59	59	159	142
Disorderly Conduct			19	20	406	151
All Other			40	40	831	199
Curfew			2	3	65	46
Runaway Juveniles					126	27
2012 TOTAL		1	427	428	2,181	1,034
2011 TOTAL		5	312	307	2,140	1,133
GRAND TOTAL		1	469	455	4,273	1,448
* Index Total			11	12	1,265	302
Traffic Crime			49	47	174	144
Fish and Game Laws			17	17	17	17
Marine Violations						

Population 2012	Marion County - O.L.C.C.		Marion County - O.S.P.		Marion County Totals 320,495		Salem PD Total (Marion&Polk) 156,455	
	Offenses	Arrests	Offenses	Arrests	Offenses	Arrests	Offenses	Arrests
CRIME AGAINST PERSON								
Willful Murder*					12	6	7	2
Neg. Homicide								
Forcible Rape*			2		74	12	40	4
Other Sex Crimes			25	3	477	110	233	66
Kidnapping					49	2	39	2
Robbery*			1	1	175	106	140	94
Aggravated Assault*			43	10	563	405	395	261
Simple Assault			87	31	1,743	950	943	604
2012 TOTAL			158	45	3,093	1,591	1,797	1,033
2011 TOTAL			243	43	3,285	1,751	1,902	1,068
CRIME AGAINST PROPERTY								
Burglary*					1,814	206	1,044	134
Larceny*			35	8	7,958	1,914	5,132	1,611
Motor Vehicle Theft*			15	11	1,165	208	718	152
Arson*			2		68	26	51	20
Forgery/Counterfeit			12	9	379	58	295	24
Fraud			30	17	1,133	200	798	176
Embezzlement					8			
Stolen Property			1		146	56	132	50
Vandalism			29	18	3,586	379	1,849	208
2012 TOTAL			124	63	16,257	3,047	10,019	2,375
2011 TOTAL			125	42	14,426	2,878	9,196	2,059
BEHAVIORAL CRIMES								
Weapon Laws			23	13	264	106	175	57
Prostitution					24	18	25	19
Drug Laws			261	255	1,104	975		
Gambling					1	1		
Crimes Against Family			4		275	136	244	89
D.U.I.I			247	273	1,225	1,047	346	300
Liquor Laws	14	18	6	4	571	618	369	415
Disorderly Conduct			101	76	1,337	676	768	366
All Other			139	108	5,993	1,757	3,482	1,362
Curfew					176	154	104	91
Runaway Juveniles			1	1	978	155	544	106
2012 TOTAL	14	18	782	730	11,948	5,643	6,057	2,805
2011 TOTAL	55	2	824	707	13,493	7,381	7,321	4,204
GRAND TOTAL	14	18	1,064	838	31,298	10,281	17,873	6,213
* Index Total			98	30	11,829	2,883	7,527	2,278
Traffic Crime			211	192	2,323	853	1,549	509
Fish and Game Laws			32	27	37	29		
Marine Violations					3		3	

Population 2012	Morrow County Sheriff 8,065		Boardman PD 3,235	
	Offenses	Arrests	Offenses	Arrests
CRIME AGAINST PERSON				
Willful Murder*	1			
Neg. Homicide				
Forcible Rape*	2			
Other Sex Crimes	6	1	8	
Kidnapping				
Robbery*	1			
Aggravated Assault*	8	3	4	2
Simple Assault	54	20	20	9
2012 TOTAL	72	24	32	11
2011 TOTAL	111	38	48	19
CRIME AGAINST PROPERTY				
Burglary*	46	3	33	3
Larceny*	125	5	48	7
Motor Vehicle Theft*	12	2	3	
Arson*	2			
Forgery/Counterfeit	6	1	1	
Fraud	11	1	4	
Embezzlement				
Stolen Property		1		1
Vandalism	78	5	64	2
2012 TOTAL	280	18	153	13
2011 TOTAL	374	26	160	8
BEHAVIORAL CRIMES				
Weapon Laws	4		6	3
Prostitution				
Drug Laws	23	8	16	10
Gambling				
Crimes Against Family	1		1	
D.U.I.I	19	8	13	10
Liquor Laws	8	1		
Disorderly Conduct	13	9	6	4
All Other	116	27	40	19
Curfew				
Runaway Juveniles			2	
2012 TOTAL	184	53	84	46
2011 TOTAL	218	47	105	52
GRAND TOTAL	536	95	269	70
* Index Total	197	13	88	12
Traffic Crime	34	17	20	9
Fish and Game Laws	3			
Marine Violations				1

Population 2012	Morrow County - O.L.C.C.		Morrow County - O.S.P.		Morrow County Totals 11,300	
	Offenses	Arrests	Offenses	Arrests	Offenses	Arrests
CRIME AGAINST PERSON						
Willful Murder*					1	
Neg. Homicide						
Forcible Rape*					2	
Other Sex Crimes			1		15	1
Kidnapping						
Robbery*					1	
Aggravated Assault*			2	2	14	7
Simple Assault			4	5	78	34
2012 TOTAL			7	7	111	42
2011 TOTAL			4	1	163	58
CRIME AGAINST PROPERTY						
Burglary*					79	6
Larceny*				1	173	13
Motor Vehicle Theft*					15	2
Arson*					2	
Forgery/Counterfeit					7	1
Fraud					15	1
Embezzlement						
Stolen Property						2
Vandalism					142	7
2012 TOTAL				1	433	32
2011 TOTAL			1	1	535	35
BEHAVIORAL CRIMES						
Weapon Laws			2	2	12	5
Prostitution						
Drug Laws			8	8	47	26
Gambling						
Crimes Against Family					2	
D.U.I.I			4	4	36	22
Liquor Laws					8	1
Disorderly Conduct			2	1	21	14
All Other			5	6	161	52
Curfew						
Runaway Juveniles					2	
2012 TOTAL			21	21	289	120
2011 TOTAL			18	22	341	121
GRAND TOTAL			28	29	833	194
* Index Total			2	3	287	28
Traffic Crime			12	12	66	38
Fish and Game Laws			7	8	10	8
Marine Violations						

No reportable incidents in 2012/11.

Population 2012	Multnomah County Sheriff 29,685		Fairview PD 8,920		Gresham PD 105,970	
	Offenses	Arrests	Offenses	Arrests	Offenses	Arrests
CRIME AGAINST PERSON						
Willful Murder*					4	
Neg. Homicide						
Forcible Rape*	11	1	2		33	6
Other Sex Crimes	63	12	12	2	179	20
Kidnapping	3				11	
Robbery*	4	2	2		209	71
Aggravated Assault*	29	7	10	2	242	96
Simple Assault	147	81	59	33	880	442
2012 TOTAL	257	103	85	37	1,558	635
2011 TOTAL	227	108	70	39	1,494	768
CRIME AGAINST PROPERTY						
Burglary*	137	10	38	2	881	57
Larceny*	813	253	232	14	3,243	486
Motor Vehicle Theft*	59	10	42	4	744	75
Arson*	1	1	1		32	4
Forgery/Counterfeit	58	4	9		148	18
Fraud	76	9	30	1	567	63
Embezzlement	7				19	
Stolen Property	11	2	2		20	6
Vandalism	139	14	90	6	1,231	149
2012 TOTAL	1,301	303	444	27	6,885	858
2011 TOTAL	1,103	307	352	23	6,231	864
BEHAVIORAL CRIMES						
Weapon Laws	40	16	2		90	43
Prostitution	6	2	12	2	5	4
Drug Laws	801	199	12	3	658	409
Gambling						
Crimes Against Family	12		4		51	
D.U.I.I	216	156	22	13	592	419
Liquor Laws	19	8	1		84	54
Disorderly Conduct	88	34	39	11	611	359
All Other	223	44	53	12	537	208
Curfew	3	2			62	19
Runaway Juveniles	21	1	29		276	30
2012 TOTAL	1,429	462	174	41	2,966	1,545
2011 TOTAL	1,146	445	148	59	2,758	1,577
GRAND TOTAL	2,987	868	703	105	11,409	3,038
* Index Total	1,054	284	327	22	5,388	795
Traffic Crime	323	161	40	24	639	176
Fish and Game Laws						
Marine Violations	1					

Population 2012	Portland PD 587,865		Portland Airport PD		Troutdale PD 16,005		Portland State University PD	
	Offenses	Arrests	Offenses	Arrests	Offenses	Arrests	Offenses	Arrests
CRIME AGAINST PERSON								
Willful Murder*	24	32						
Neg. Homicide	2							
Forcible Rape*	220	24			9	1	1	
Other Sex Crimes	488	317	3	2	21	2	9	3
Kidnapping	103	1			3			
Robbery*	950	292			12	5		
Aggravated Assault*	1,883	469	2		12	8		
Simple Assault	4,294	1,910	6	5	95	63	8	3
2012 TOTAL	7,964	3,045	11	7	152	79	18	6
2011 TOTAL	7,748	3,078	5	6	129	77	33	20
CRIME AGAINST PROPERTY								
Burglary*	4,501	267	2	2	87	19	10	2
Larceny*	22,505	3,477	261	13	430	95	270	6
Motor Vehicle Theft*	3,672	307	21	2	53	13		
Arson*	254	25			4	1	1	
Forgery/Counterfeit	1,078	94	6		75		3	1
Fraud	2,144	258	31	12	29	3	10	1
Embezzlement	161				2			
Stolen Property	94	24		3	7	7	8	
Vandalism	5,264	575	52	7	193	24	104	5
2012 TOTAL	39,673	5,027	373	39	880	162	406	15
2011 TOTAL	39,468	5,392	403	44	804	139	610	18
BEHAVIORAL CRIMES								
Weapon Laws	489	317	70	19	13	5	8	3
Prostitution	263	276	1	2	2			
Drug Laws	3,414	2,847	45	22	101	64	63	46
Gambling	1							
Crimes Against Family	53	8			3			
D.U.I.I	2,057	1,624	19	12	84	50		
Liquor Laws	3,173	3,200	5	2	109	55		
Disorderly Conduct	5,169	2,554	34	20	74	21	37	12
All Other	4,328	1,411	88	54	96	43	188	121
Curfew	46	29			9	5		
Runaway Juveniles	1,688	135	2		56			
2012 TOTAL	20,681	12,401	264	131	547	243	296	182
2011 TOTAL	19,661	12,288	248	144	459	246	329	219
GRAND TOTAL	68,318	20,473	648	177	1,579	484	720	203
* Index Total	34,009	4,893	286	17	607	142	282	8
Traffic Crime	3,179	632	209	158	81	26		
Fish and Game Laws					1	1		
Marine Violations	1							

Population 2012	Multnomah County - O.L.C.C.		Multnomah County - O.S.P.		Multnomah County Totals 748,445	
	Offenses	Arrests	Offenses	Arrests	Offenses	Arrests
CRIME AGAINST PERSON						
Willful Murder*					28	32
Neg. Homicide					2	
Forcible Rape*			2		278	32
Other Sex Crimes			6		781	358
Kidnapping			1		121	1
Robbery*					1,177	370
Aggravated Assault*			1		2,179	582
Simple Assault			12	7	5,501	2,544
2012 TOTAL			22	7	10,067	3,919
2011 TOTAL			22	6	9,728	4,102
CRIME AGAINST PROPERTY						
Burglary*					5,656	359
Larceny*			5	4	27,759	4,348
Motor Vehicle Theft*			4	1	4,595	412
Arson*			1		294	31
Forgery/Counterfeit			2	2	1,379	119
Fraud			13	12	2,900	359
Embezzlement					189	
Stolen Property				1	142	43
Vandalism			2	3	7,075	783
2012 TOTAL			27	23	49,989	6,454
2011 TOTAL	1		35	19	49,007	6,806
BEHAVIORAL CRIMES						
Weapon Laws			3	3	715	406
Prostitution					289	286
Drug Laws			70	60	5,164	3,650
Gambling					1	
Crimes Against Family					123	8
D.U.I.I			62	71	3,052	2,345
Liquor Laws	76	434	9	9	3,476	3,762
Disorderly Conduct	3		13	12	6,068	3,023
All Other			27	27	5,540	1,920
Curfew					120	55
Runaway Juveniles					2,072	166
2012 TOTAL	79	434	184	182	26,620	15,621
2011 TOTAL	70	23	178	150	24,997	15,151
GRAND TOTAL	79	434	233	212	86,676	25,994
* Index Total			13	5	41,966	6,166
Traffic Crime			55	50	4,526	1,227
Fish and Game Laws			16	16	17	17
Marine Violations					2	

Population 2012	Polk County Sheriff 19,149		Dallas PD 14,670	
	Offenses	Arrests	Offenses	Arrests
CRIME AGAINST PERSON				
Willful Murder*				
Neg. Homicide				
Forcible Rape*	1		4	1
Other Sex Crimes	34	11	31	8
Kidnapping	1		3	1
Robbery*			1	
Aggravated Assault*	38	24	24	19
Simple Assault	144	72	140	73
2012 TOTAL	218	107	203	102
2011 TOTAL	186	99	228	110
CRIME AGAINST PROPERTY				
Burglary*	91	20	58	24
Larceny*	191	45	310	97
Motor Vehicle Theft*	19	8	11	1
Arson*		1	5	5
Forgery/Counterfeit	42	8	4	1
Fraud	64	10	64	3
Embezzlement				
Stolen Property	6	3	2	2
Vandalism	121	28	141	36
2012 TOTAL	534	123	595	169
2011 TOTAL	660	115	640	228
BEHAVIORAL CRIMES				
Weapon Laws	16	4	15	4
Prostitution				
Drug Laws	317	367	72	51
Gambling				
Crimes Against Family	9	1	11	4
D.U.I.I	162	137	39	34
Liquor Laws	24	25	46	65
Disorderly Conduct	67	20	85	36
All Other	357	94	340	73
Curfew	4	2	21	29
Runaway Juveniles	28	5	35	30
2012 TOTAL	984	655	664	326
2011 TOTAL	946	573	641	365
GRAND TOTAL	1,736	885	1,462	597
* Index Total	340	98	413	147
Traffic Crime	127	48	104	56
Fish and Game Laws				
Marine Violations	1			

Population 2012	Independence PD 8,585		Monmouth PD 9,755		Salem PD (Polk County) 24,466	
	Offenses	Arrests	Offenses	Arrests	Offenses	Arrests
CRIME AGAINST PERSON						
Willful Murder*					1	
Neg. Homicide						
Forcible Rape*	4		1	1	6	1
Other Sex Crimes	21	8	11	10	36	10
Kidnapping	1			1	6	
Robbery*	3		2	1	22	15
Aggravated Assault*	10	9	3	3	62	41
Simple Assault	53	38	40	26	147	94
2012 TOTAL	92	55	57	42	280	161
2011 TOTAL	100	47	62	34	286	161
CRIME AGAINST PROPERTY						
Burglary*	31	5	38	8	163	21
Larceny*	188	44	139	17	803	252
Motor Vehicle Theft*	12	1	4	3	112	24
Arson*	1	1	2		8	3
Forgery/Counterfeit	1		2	1	46	4
Fraud	29	3	35	11	125	28
Embezzlement						
Stolen Property	3	8	1		21	8
Vandalism	87	11	111	13	289	33
2012 TOTAL	352	73	332	53	1,567	373
2011 TOTAL	395	121	377	58	1,379	309
BEHAVIORAL CRIMES						
Weapon Laws	3	2			27	9
Prostitution					4	3
Drug Laws	41	42	48	48		
Gambling						
Crimes Against Family	1	2	4	5	38	14
D.U.I.I	26	25	94	83	54	47
Liquor Laws	17	27	99	206	58	65
Disorderly Conduct	40	19	54	15	120	57
All Other	98	37	413	95	545	213
Curfew	13	18	8	8	16	14
Runaway Juveniles	33	33	20	18	85	17
2012 TOTAL	272	205	740	478	947	439
2011 TOTAL	446	429	732	436	1,097	629
GRAND TOTAL	716	333	1,129	573	2,794	973
* Index Total	249	60	189	33	1,177	357
Traffic Crime	47	15	81	48	242	80
Fish and Game Laws						
Marine Violations	2		4			

Population 2012	Polk County - O.L.C.C.		Polk County - O.S.P.		Polk County Totals 76,625	
	Offenses	Arrests	Offenses	Arrests	Offenses	Arrests
CRIME AGAINST PERSON						
Willful Murder*					1	
Neg. Homicide			1		1	
Forcible Rape*					16	3
Other Sex Crimes			1		134	47
Kidnapping			1		12	2
Robbery*					28	16
Aggravated Assault*			1		138	96
Simple Assault					524	303
2012 TOTAL			4		854	467
2011 TOTAL			4	2	866	453
CRIME AGAINST PROPERTY						
Burglary*					381	78
Larceny*				1	1,631	456
Motor Vehicle Theft*			2	1	160	38
Arson*					16	10
Forgery/Counterfeit			1	4	96	18
Fraud			1	2	318	57
Embezzlement						
Stolen Property					33	21
Vandalism			2	2	751	123
2012 TOTAL			6	10	3,386	801
2011 TOTAL			3		3,454	831
BEHAVIORAL CRIMES						
Weapon Laws			3	3	64	22
Prostitution					4	3
Drug Laws			50	43	528	551
Gambling						
Crimes Against Family			1		64	26
D.U.I.I			12	12	387	338
Liquor Laws					244	388
Disorderly Conduct			1		367	147
All Other			3	1	1,756	513
Curfew					62	71
Runaway Juveniles					201	103
2012 TOTAL			70	59	3,677	2,162
2011 TOTAL	1		70	55	3,933	2,487
GRAND TOTAL	1		80	69	7,917	3,430
* Index Total			3	2	2,371	697
Traffic Crime			12	11	613	258
Fish and Game Laws			11	12	11	12
Marine Violations					6	

No reportable incidents in 2012.

Population 2012	Sherman County Sheriff 1,765		Sherman County - O.L.C.C.		Sherman County - O.S.P.		Sherman County Totals 1,765	
	Offenses	Arrests	Offenses	Arrests	Offenses	Arrests	Offenses	Arrests
CRIME AGAINST PERSON								
Willful Murder*								
Neg. Homicide								
Forcible Rape*	1	1					1	1
Other Sex Crimes	5						5	
Kidnapping								
Robbery*								
Aggravated Assault*	1	1					1	1
Simple Assault	5	4					5	4
2012 TOTAL	12	6					12	6
2011 TOTAL	4	3			1	1	5	4
CRIME AGAINST PROPERTY								
Burglary*	6	2					6	2
Larceny*	34	8			4	2	38	10
Motor Vehicle Theft*	4	3				1	4	4
Arson*								
Forgery/Counterfeit	4	3					4	3
Fraud	2	1			1	1	3	2
Embezzlement								
Stolen Property	1	1					1	1
Vandalism	3						3	
2012 TOTAL	54	18			5	4	59	22
2011 TOTAL	42	13			5	3	47	16
BEHAVIORAL CRIMES								
Weapon Laws	4	4			1	1	5	5
Prostitution								
Drug Laws	114	93			46	46	160	139
Gambling								
Crimes Against Family	4	2					4	2
D.U.I.I	14	7			5	3	19	10
Liquor Laws	1	2			1	1	2	3
Disorderly Conduct	22	7			1	1	23	8
All Other	26	20			9	8	35	28
Curfew								
Runaway Juveniles	3	3					3	3
2012 TOTAL	188	138			63	60	251	198
2011 TOTAL	178	189			74	61	253	250
GRAND TOTAL	254	162			68	64	322	226
* Index Total	46	15			4	3	50	18
Traffic Crime	19	7			8	9	27	16
Fish and Game Laws					16	16	16	16
Marine Violations								

No reportable incidents in 2012.

Population 2012	Tillamook County Sheriff 18,225		Manzanita DPS 880		Rockaway Beach PD 1,320	
	Offenses	Arrests	Offenses	Arrests	Offenses	Arrests
CRIME AGAINST PERSON						
Willful Murder*						
Neg. Homicide	1					
Forcible Rape*					1	
Other Sex Crimes	8					
Kidnapping	1					
Robbery*	1					
Aggravated Assault*	5	1			1	1
Simple Assault	25	9			11	1
2012 TOTAL	41	10			13	2
2011 TOTAL	68	15	1		17	4
CRIME AGAINST PROPERTY						
Burglary*	88	9	2		20	4
Larceny*	166	11	5		32	3
Motor Vehicle Theft*	17	5			1	
Arson*	4	1				
Forgery/Counterfeit	4					
Fraud	21	2	4		9	
Embezzlement						
Stolen Property						
Vandalism	123	9	5		19	1
2012 TOTAL	423	37	16		81	8
2011 TOTAL	455	37	37		83	3
BEHAVIORAL CRIMES						
Weapon Laws	10	7				
Prostitution						
Drug Laws	100	81	3		7	5
Gambling						
Crimes Against Family	2				1	1
D.U.I.I	62	48	12	1		
Liquor Laws	37	60			1	1
Disorderly Conduct	52	23	1		3	1
All Other	279	133	15		18	8
Curfew						
Runaway Juveniles	9	2				
2012 TOTAL	551	354	31	1	30	16
2011 TOTAL	609	361	46	3	34	16
GRAND TOTAL	1,015	401	47	1	124	26
* Index Total	281	27	7		54	8
Traffic Crime	52	16	2			
Fish and Game Laws						
Marine Violations	1					

Population 2012	Umatilla County Sheriff 23,965		Athena PD 1,125		Hermiston PD 16,995	
	Offenses	Arrests	Offenses	Arrests	Offenses	Arrests
CRIME AGAINST PERSON						
Willful Murder*	2	1			1	
Neg. Homicide						
Forcible Rape*	4		1		4	
Other Sex Crimes	15	2	1		10	6
Kidnapping	3				3	1
Robbery*	2	2			9	8
Aggravated Assault*	14	3	2	1	12	5
Simple Assault	138	27	10	1	85	48
2012 TOTAL	178	35	14	2	124	68
2011 TOTAL	268	48	23	5	156	132
CRIME AGAINST PROPERTY						
Burglary*	150	10			120	13
Larceny*	302	6	12		380	153
Motor Vehicle Theft*	116	7	1		59	26
Arson*	4				3	3
Forgery/Counterfeit	12	1			31	7
Fraud	23		2		31	4
Embezzlement						
Stolen Property	1					
Vandalism	154	7	15		340	44
2012 TOTAL	762	31	30		964	250
2011 TOTAL	832	24	57		1,254	305
BEHAVIORAL CRIMES						
Weapon Laws	6	4			60	34
Prostitution						
Drug Laws	65	22	1	1	378	217
Gambling						
Crimes Against Family	6	1			5	1
D.U.I.	9	4	2	1	146	89
Liquor Laws	9	4	1	1	72	79
Disorderly Conduct	27	5	10	1	138	76
All Other	373	64	19	6	278	138
Curfew					33	15
Runaway Juveniles	13				45	
2012 TOTAL	508	104	33	10	1,155	649
2011 TOTAL	822	219	49	3	1,204	863
GRAND TOTAL	1,448	170	77	12	2,243	967
* Index Total	594	29	16	1	588	208
Traffic Crime	67	16	4		126	45
Fish and Game Laws	3	1				
Marine Violations	3					

	Milton-Freewater PD		Pendleton PD		Pilot Rock PD	
	Offenses	Arrests	Offenses	Arrests	Offenses	Arrests
Population	7,050		16,715		1,505	
2012						
CRIME AGAINST PERSON						
Willful Murder*			1			
Neg. Homicide						
Forcible Rape*			2			
Other Sex Crimes	13		30	2	3	
Kidnapping			1	1		
Robbery*			7	4		
Aggravated Assault*	11	7	28	13	1	1
Simple Assault	68	49	274	118	10	3
2012 TOTAL	92	56	343	138	14	4
2011 TOTAL	96	68	335	113	12	5
CRIME AGAINST PROPERTY						
Burglary*	81	8	139	14		
Larceny*	300	36	653	237	13	1
Motor Vehicle Theft*	36	6	53	14		
Arson*	4		3		1	
Forgery/Counterfeit	2	1	16	2	1	
Fraud	27	3	71	6	1	
Embezzlement						
Stolen Property	1	8	1			
Vandalism	187	31	313	34	18	
2012 TOTAL	638	93	1,249	307	34	1
2011 TOTAL	411	84	1,043	170	29	
BEHAVIORAL CRIMES						
Weapon Laws	6	4	35	14		
Prostitution						
Drug Laws	59	48	184	100	3	
Gambling						
Crimes Against Family	2		42	4	3	
D.U.I.I	21	17	88	82	3	2
Liquor Laws	9	42	110	156	2	1
Disorderly Conduct	35	15	191	110	5	3
All Other	120	57	1,732	403	16	5
Curfew	9	6	12	15		
Runaway Juveniles	17	9	45	2		
2012 TOTAL	278	198	2,439	886	32	11
2011 TOTAL	303	196	2,134	763	37	7
GRAND TOTAL	1,008	347	4,031	1,331	80	16
* Index Total	432	57	886	282	15	2
Traffic Crime	29	13	191	48	1	1
Fish and Game Laws			2	1		
Marine Violations			7	3		

	Stanfield PD		Umatilla PD		Weston PD*	
	Offenses	Arrests	Offenses	Arrests	Offenses	Arrests
Population	2,075		7,015		675	
2012						
CRIME AGAINST PERSON						
Willful Murder*			1			
Neg. Homicide						
Forcible Rape*			3			
Other Sex Crimes	2		7	1	6	
Kidnapping			1			
Robbery*					6	6
Aggravated Assault*	2	1	5	3		
Simple Assault	8	4	52	21		
2012 TOTAL	12	5	69	25	12	6
2011 TOTAL	2	2	66	21	12	6
CRIME AGAINST PROPERTY						
Burglary*	4		24	3		
Larceny*	18	4	85	12	18	
Motor Vehicle Theft*	5	1	12	2		
Arson*						
Forgery/Counterfeit			11			
Fraud	4	1	19	1	6	
Embezzlement						
Stolen Property			1			
Vandalism	7	1	65	5	12	
2012 TOTAL	38	7	217	23	36	
2011 TOTAL	17	2	277	17	36	5
BEHAVIORAL CRIMES						
Weapon Laws	2	1	7	2		
Prostitution						
Drug Laws	30	17	19	12	6	6
Gambling						
Crimes Against Family	2		1		18	18
D.U.I.I	13	7	23	18		
Liquor Laws						
Disorderly Conduct	9	8	18	8	6	
All Other	23	18	152	112	42	18
Curfew						
Runaway Juveniles	2					
2012 TOTAL	81	51	220	152	72	42
2011 TOTAL	29	8	259	150	72	42
GRAND TOTAL	131	63	506	200	120	48
* Index Total	29	6	130	20	24	6
Traffic Crime	26	19	30	15		
Fish and Game Laws			1			
Marine Violations			2	2		

*Did not report in 2012. 2011 data repeated for continuity.

Population 2012	Umatilla County - O.L.C.C.		Umatilla County - O.S.P.		Umatilla County Totals 77,120	
	Offenses	Arrests	Offenses	Arrests	Offenses	Arrests
CRIME AGAINST PERSON						
Willful Murder*					5	1
Neg. Homicide						
Forcible Rape*					14	
Other Sex Crimes			5	1	92	12
Kidnapping					8	2
Robbery*			1		25	20
Aggravated Assault*			13		88	34
Simple Assault			54	10	699	281
2012 TOTAL			73	11	931	350
2011 TOTAL			60	36	1,030	436
CRIME AGAINST PROPERTY						
Burglary*			7	6	525	54
Larceny*			8	9	1,789	458
Motor Vehicle Theft*			6	5	288	61
Arson*					15	3
Forgery/Counterfeit			24	6	97	17
Fraud			9	9	193	24
Embezzlement						
Stolen Property			3	3	7	11
Vandalism			3	4	1,114	126
2012 TOTAL			60	42	4,028	754
2011 TOTAL			43	23	3,999	629
BEHAVIORAL CRIMES						
Weapon Laws			13	13	129	72
Prostitution						
Drug Laws			132	114	877	537
Gambling						
Crimes Against Family			2	2	81	26
D.U.I.			87	93	392	313
Liquor Laws	6	37	10	11	219	331
Disorderly Conduct			43	26	482	252
All Other			62	51	2,817	872
Curfew					54	36
Runaway Juveniles					122	11
2012 TOTAL	6	37	349	310	5,173	2,450
2011 TOTAL	1		515	483	5,425	2,734
GRAND TOTAL	6	37	482	363	10,132	3,554
* Index Total			35	20	2,749	631
Traffic Crime			74	60	548	217
Fish and Game Laws			36	34	42	36
Marine Violations					12	5

Population	Union County Sheriff 13,065		Elgin PD (covered by Sheriff's Office)		La Grande PD 13,110	
	Offenses	Arrests	Offenses	Arrests	Offenses	Arrests
2012						
CRIME AGAINST PERSON						
Willful Murder*						
Neg. Homicide	1	1				
Forcible Rape*	5	1			4	2
Other Sex Crimes	12	2			13	6
Kidnapping	2				3	
Robbery*					2	
Aggravated Assault*	8	4			13	6
Simple Assault	44	32			64	40
2012 TOTAL	72	40			99	54
2011 TOTAL	56	38			106	68
CRIME AGAINST PROPERTY						
Burglary*	57	17			107	24
Larceny*	128	74			333	76
Motor Vehicle Theft*	22	4			39	10
Arson*	2	1			5	
Forgery/Counterfeit	6				16	4
Fraud	23	5			49	2
Embezzlement						
Stolen Property	5	3			1	1
Vandalism	98	14			190	26
2012 TOTAL	341	118			740	143
2011 TOTAL	285	91			840	143
BEHAVIORAL CRIMES						
Weapon Laws	9	9			13	7
Prostitution						
Drug Laws	44	40			75	61
Gambling						
Crimes Against Family	1	2			12	2
D.U.I.	28	23			17	14
Liquor Laws	28	89			21	18
Disorderly Conduct	28	10			63	38
All Other	121	72			123	72
Curfew					1	1
Runaway Juveniles	32	17			38	13
2012 TOTAL	291	262			363	226
2011 TOTAL	225	135			460	303
GRAND TOTAL	704	420			1,202	423
* Index Total	222	101			503	118
Traffic Crime	31	14			27	9
Fish and Game Laws						
Marine Violations						

Population 2012	Union County - O.L.C.C.		Union County - O.S.P.		Union County Totals 26,175	
	Offenses	Arrests	Offenses	Arrests	Offenses	Arrests
CRIME AGAINST PERSON						
Willful Murder*					1	1
Neg. Homicide					9	3
Forcible Rape*			2		27	8
Other Sex Crimes					5	
Kidnapping					2	
Robbery*				1	21	11
Aggravated Assault*			7	4	115	76
Simple Assault						
2012 TOTAL			9	5	180	99
2011 TOTAL			14	11	180	118
CRIME AGAINST PROPERTY						
Burglary*					164	41
Larceny*					461	150
Motor Vehicle Theft*			3	4	64	18
Arson*					7	1
Forgery/Counterfeit			2	2	24	6
Fraud			3	4	75	11
Embezzlement						
Stolen Property					6	4
Vandalism			2		290	40
2012 TOTAL			10	10	1,091	271
2011 TOTAL			20	14	1,159	252
BEHAVIORAL CRIMES						
Weapon Laws			8	7	30	23
Prostitution						
Drug Laws			100	109	219	210
Gambling						
Crimes Against Family			1	1	14	5
D.U.I.I			68	77	113	114
Liquor Laws	20	1	19	19	88	127
Disorderly Conduct			6	10	97	58
All Other			38	30	282	174
Curfew					1	1
Runaway Juveniles					70	30
2012 TOTAL	20	1	240	253	914	742
2011 TOTAL			238	222	954	673
GRAND TOTAL	20	1	259	268	2,185	1,112
* Index Total			3	5	728	224
Traffic Crime			27	26	85	49
Fish and Game Laws			16	7	16	7
Marine Violations						

Population	Wallowa County Sheriff 5,075		Enterprise PD 1,940		Wallowa County - O.L.C.C.	
	Offenses	Arrests	Offenses	Arrests	Offenses	Arrests
2012						
CRIME AGAINST PERSON						
Willful Murder*			1	1		
Neg. Homicide						
Forcible Rape*						
Other Sex Crimes	1	1	2			
Kidnapping						
Robbery*						
Aggravated Assault*						
Simple Assault	9	7	4	3		
2012 TOTAL	10	8	7	4		
2011 TOTAL	11	9	6	4		
CRIME AGAINST PROPERTY						
Burglary*	9	3	2			
Larceny*	20	1	7			
Motor Vehicle Theft*						
Arson*	1					
Forgery/Counterfeit	1					
Fraud	1					
Embezzlement						
Stolen Property						
Vandalism	4		8	3		
2012 TOTAL	36	4	17	3		
2011 TOTAL	44	8	48	8		
BEHAVIORAL CRIMES						
Weapon Laws	3	2	1	1		
Prostitution						
Drug Laws	2	2	5	3		
Gambling						
Crimes Against Family						
D.U.I.I	3	3	2	2		
Liquor Laws	8	5	3	3	1	
Disorderly Conduct			6	3		
All Other	32	17	11	4		
Curfew						
Runaway Juveniles						
2012 TOTAL	48	29	28	16	1	
2011 TOTAL	70	28	35	18		
GRAND TOTAL	94	41	52	23	1	
* Index Total	30	4	10	1		
Traffic Crime			1	1		
Fish and Game Laws	1	1				
Marine Violations						

Population 2012	Wallowa County - O.S.P.		Wallowa County Totals 7,015	
	Offenses	Arrests	Offenses	Arrests
CRIME AGAINST PERSON				
Willful Murder*			1	1
Neg. Homicide				
Forcible Rape*				
Other Sex Crimes			3	1
Kidnapping				
Robbery*				
Aggravated Assault*				
Simple Assault			13	10
2012 TOTAL			17	12
2011 TOTAL	2		19	13
CRIME AGAINST PROPERTY				
Burglary*			11	3
Larceny*			27	1
Motor Vehicle Theft*				
Arson*			1	
Forgery/Counterfeit			1	
Fraud	1		2	
Embezzlement				
Stolen Property				
Vandalism			12	3
2012 TOTAL	1		54	7
2011 TOTAL	2	1	94	17
BEHAVIORAL CRIMES				
Weapon Laws			4	3
Prostitution				
Drug Laws	8	7	15	12
Gambling				
Crimes Against Family				
D.U.I.	3	2	8	7
Liquor Laws	4	4	16	12
Disorderly Conduct			6	3
All Other	9	7	52	28
Curfew				
Runaway Juveniles				
2012 TOTAL	24	20	101	65
2011 TOTAL	21	21	126	67
GRAND TOTAL	25	20	172	84
* Index Total			40	5
Traffic Crime	1	1	2	2
Fish and Game Laws	21	7	22	8
Marine Violations				

Population 2012	Wasco County Sheriff 11,045		The Dalles PD 14,440		Wasco County - O.L.C.C.	
	Offenses	Arrests	Offenses	Arrests	Offenses	Arrests
CRIME AGAINST PERSON						
Willful Murder*			2	1		
Neg. Homicide				1		
Forcible Rape*	1		3	3		
Other Sex Crimes	19	3	57	16		
Kidnapping	3		2			
Robbery*			11	5		
Aggravated Assault*	12	6	7	3		
Simple Assault	35	19	85	39		
2012 TOTAL	70	28	167	68		
2011 TOTAL	44	23	109	64		
CRIME AGAINST PROPERTY						
Burglary*	53	5	109	16		
Larceny*	93	5	537	123		
Motor Vehicle Theft*	12	2	36	7		
Arson*	1		2	1		
Forgery/Counterfeit	1		19	1		
Fraud	9	1	80	6		
Embezzlement	1		1			
Stolen Property		1	5			
Vandalism	39	9	158	20		
2012 TOTAL	209	23	947	174		
2011 TOTAL	155	12	861	238		
BEHAVIORAL CRIMES						
Weapon Laws	11	4	13	12		
Prostitution						
Drug Laws	51	27	135	85		
Gambling						
Crimes Against Family	9	4	20	3		
D.U.I.I	48	33	59	41		
Liquor Laws	16	21	31	34	2	
Disorderly Conduct	70	23	190	70		
All Other	123	34	205	90		
Curfew	4		23	16		
Runaway Juveniles	9		91	25		
2012 TOTAL	341	146	767	376	2	
2011 TOTAL	282	128	796	479	2	
GRAND TOTAL	620	197	1,881	618	2	
* Index Total	172	18	707	159		
Traffic Crime	49	17	47	20		
Fish and Game Laws	5	2				
Marine Violations						

Population 2012	Wasco County - O.S.P.		Wasco County Totals 25,485	
	Offenses	Arrests	Offenses	Arrests
CRIME AGAINST PERSON				
Willful Murder*			2	1
Neg. Homicide				1
Forcible Rape*			4	3
Other Sex Crimes	5	2	81	21
Kidnapping			5	
Robbery*			11	5
Aggravated Assault*	1		20	9
Simple Assault	7	6	127	64
2012 TOTAL	13	8	250	104
2011 TOTAL	19	15	172	102
CRIME AGAINST PROPERTY				
Burglary*	1		163	21
Larceny*	1	1	631	129
Motor Vehicle Theft*	2	3	50	12
Arson*			3	1
Forgery/Counterfeit	4	4	24	5
Fraud	12	10	101	17
Embezzlement			2	
Stolen Property		1	5	2
Vandalism	2	3	199	32
2012 TOTAL	22	22	1,178	219
2011 TOTAL	43	24	1,059	274
BEHAVIORAL CRIMES				
Weapon Laws	5	4	29	20
Prostitution				
Drug Laws	126	125	312	237
Gambling				
Crimes Against Family	4	3	33	10
D.U.I.I	67	72	174	146
Liquor Laws	17	18	66	73
Disorderly Conduct	21	20	281	113
All Other	41	39	369	163
Curfew			27	16
Runaway Juveniles	1	1	101	26
2012 TOTAL	282	282	1,392	804
2011 TOTAL	343	326	1,423	933
GRAND TOTAL	317	312	2,820	1,127
* Index Total	5	4	884	181
Traffic Crime	45	44	141	81
Fish and Game Laws	39	46	44	48
Marine Violations				

Population 2012	Washington County - O.L.C.C.		Washington County - O.S.P.		Washington County Totals 542,845	
	Offenses	Arrests	Offenses	Arrests	Offenses	Arrests
CRIME AGAINST PERSON						
Willful Murder*					10	15
Neg. Homicide					1	2
Forcible Rape*			1		157	38
Other Sex Crimes			10	1	705	124
Kidnapping					28	
Robbery*					216	83
Aggravated Assault*			4	1	491	230
Simple Assault			12	7	2,396	1,091
2012 TOTAL			27	9	4,004	1,583
2011 TOTAL			20	9	3,732	1,938
CRIME AGAINST PROPERTY						
Burglary*					1,682	198
Larceny*			3	1	8,305	1,834
Motor Vehicle Theft*			5	5	608	111
Arson*					83	31
Forgery/Counterfeit			2		592	101
Fraud			6	1	1,795	223
Embezzlement					73	
Stolen Property					155	39
Vandalism			3	3	3,936	376
2012 TOTAL			19	10	17,229	2,913
2011 TOTAL			21	9	16,529	3,444
BEHAVIORAL CRIMES						
Weapon Laws			4	2	338	132
Prostitution					57	32
Drug Laws			100	91	2,936	1,576
Gambling					2	
Crimes Against Family					174	77
D.U.I.I			171	189	2,678	2,051
Liquor Laws	55	7	16	16	677	609
Disorderly Conduct			23	21	2,411	1,117
All Other			28	22	2,688	958
Curfew					324	165
Runaway Juveniles					953	278
2012 TOTAL	55	7	342	341	13,238	6,995
2011 TOTAL	16	3	277	273	13,185	8,274
GRAND TOTAL	55	7	388	360	34,471	11,491
* Index Total			13	7	11,552	2,540
Traffic Crime			69	62	1,847	841
Fish and Game Laws			15	16	15	16
Marine Violations						

Population 2012	Wheeler County Sheriff 1,425		Wheeler County - O.L.C.C.		Wheeler County - O.S.P.		Wheeler County Totals 1,425	
	Offenses	Arrests	Offenses	Arrests	Offenses	Arrests	Offenses	Arrests
CRIME AGAINST PERSON								
Willful Murder*								
Neg. Homicide								
Forcible Rape*								
Other Sex Crimes					1		1	
Kidnapping								
Robbery*								
Aggravated Assault*	1	1					1	1
Simple Assault	1	1					1	1
2012 TOTAL	2	2			1		3	2
2011 TOTAL	11	8			1		12	8
CRIME AGAINST PROPERTY								
Burglary*								
Larceny*								
Motor Vehicle Theft*								
Arson*								
Forgery/Counterfeit								
Fraud								
Embezzlement								
Stolen Property	2	1					2	1
Vandalism					1		1	
2012 TOTAL	2	1			1		3	1
2011 TOTAL	10	6					10	6
BEHAVIORAL CRIMES								
Weapon Laws	2	3					2	3
Prostitution								
Drug Laws								
Gambling								
Crimes Against Family								
D.U.I.I								
Liquor Laws								
Disorderly Conduct	1						1	
All Other	3	2					3	2
Curfew								
Runaway Juveniles								
2012 TOTAL	6	5					6	5
2011 TOTAL	25	15			20	17	46	32
GRAND TOTAL	10	8			2		12	8
* Index Total	1	1					1	1
Traffic Crime								
Fish and Game Laws	2				3	3	5	3
Marine Violations								

No reportable incidents in 2012.

Population 2012	Yamhill County Sheriff 37,975		Amity PD 1,610		Carlton PD 2,035	
	Offenses	Arrests	Offenses	Arrests	Offenses	Arrests
CRIME AGAINST PERSON						
Willful Murder*	1	1				
Neg. Homicide						
Forcible Rape*	8	3				
Other Sex Crimes	40	10	1			
Kidnapping	4	1				
Robbery*	4	4				
Aggravated Assault*	17	11				
Simple Assault	273	119	11	6	4	1
2012 TOTAL	347	149	12	6	4	1
2011 TOTAL	203	102	11	6	8	2
CRIME AGAINST PROPERTY						
Burglary*	180	14	6		2	
Larceny*	410	62	16	2	13	
Motor Vehicle Theft*	77	25	1			
Arson*	6		2	1		
Forgery/Counterfeit	4	2				
Fraud	52	4			2	
Embezzlement						
Stolen Property	4	3	1			
Vandalism	288	21	7	1	2	
2012 TOTAL	1,021	131	33	4	19	
2011 TOTAL	1,052	94	45	9	19	
BEHAVIORAL CRIMES						
Weapon Laws	18	6				
Prostitution						
Drug Laws	187	153	3	3	1	
Gambling						
Crimes Against Family	12					
D.U.I.I	91	82				
Liquor Laws	51	97	1	1		
Disorderly Conduct	94	16	2		1	
All Other	228	77	3	2	1	
Curfew	6	10				
Runaway Juveniles	81		3	1		
2012 TOTAL	768	441	12	7	3	
2011 TOTAL	892	524	33	17	12	4
GRAND TOTAL	2,136	721	57	17	26	1
* Index Total	703	120	25	3	15	
Traffic Crime	113	36	6	1		
Fish and Game Laws						
Marine Violations	2					

Population 2012	McMinnville PD 32,435		Newberg - Dundee PD 25,475		Yamhill PD 1020	
	Offenses	Arrests	Offenses	Arrests	Offenses	Arrests
CRIME AGAINST PERSON						
Willful Murder*			3			
Neg. Homicide						
Forcible Rape*	9	2	3			
Other Sex Crimes	42	13	38	13	2	1
Kidnapping	5		1			
Robbery*	17	14	2			
Aggravated Assault*	38	31	10	4	3	3
Simple Assault	304	124	73	53	16	2
2012 TOTAL	415	184	130	70	21	6
2011 TOTAL	411	191	254	128	21	4
CRIME AGAINST PROPERTY						
Burglary*	170	48	35	8	3	
Larceny*	727	227	286	69	12	1
Motor Vehicle Theft*	68	17	41	5	6	2
Arson*	10	4	6			
Forgery/Counterfeit	16	9	17	6	1	
Fraud	63	11	67	10	2	2
Embezzlement						
Stolen Property	7	8	15	11	1	1
Vandalism	526	78	325	36	5	
2012 TOTAL	1,587	402	792	145	30	6
2011 TOTAL	1,816	331	869	154	31	2
BEHAVIORAL CRIMES						
Weapon Laws	24	12	16	9	4	1
Prostitution						
Drug Laws	351	268	148	147	23	23
Gambling						
Crimes Against Family	34	8	14	2	1	
D.U.I.I	140	130	109	103	21	20
Liquor Laws	128	156	31	34	10	15
Disorderly Conduct	153	62	73	48	4	
All Other	340	170	158	110	6	9
Curfew	73	110	8	15	1	1
Runaway Juveniles	89		66	20	4	
2012 TOTAL	1,332	916	623	488	74	69
2011 TOTAL	1,179	909	763	484	60	53
GRAND TOTAL	3,334	1,502	1,545	703	125	81
* Index Total	1,039	343	386	86	24	6
Traffic Crime	274	82	158	54	6	5
Fish and Game Laws						
Marine Violations						

Population 2012	Yamhill County - O.L.C.C.		Yamhill County - O.S.P.		Yamhill County Totals 100,550	
	Offenses	Arrests	Offenses	Arrests	Offenses	Arrests
CRIME AGAINST PERSON						
Willful Murder*					4	1
Neg. Homicide						
Forcible Rape*			1		21	5
Other Sex Crimes			1		124	37
Kidnapping					10	1
Robbery*					23	18
Aggravated Assault*					68	49
Simple Assault			14	12	695	317
2012 TOTAL			16	12	945	428
2011 TOTAL			25	30	933	463
CRIME AGAINST PROPERTY						
Burglary*					396	70
Larceny*			3		1,467	361
Motor Vehicle Theft*			2	1	195	50
Arson*					24	5
Forgery/Counterfeit					38	17
Fraud			9	4	195	31
Embezzlement						
Stolen Property					28	23
Vandalism			1	3	1,154	139
2012 TOTAL			15	8	3,497	696
2011 TOTAL			8	4	3,840	594
BEHAVIORAL CRIMES						
Weapon Laws			3	3	65	31
Prostitution						
Drug Laws			84	78	797	672
Gambling						
Crimes Against Family			1	1	62	11
D.U.I.I			93	98	454	433
Liquor Laws	28		23	23	272	326
Disorderly Conduct			24	23	351	149
All Other			21	22	757	390
Curfew					88	136
Runaway Juveniles			2		245	21
2012 TOTAL	28		251	248	3,091	2,169
2011 TOTAL	29		209	183	3,177	2,174
GRAND TOTAL	28		282	268	7,533	3,293
* Index Total			6	1	2,198	559
Traffic Crime			61	60	618	238
Fish and Game Laws			9	6	9	6
Marine Violations					2	

This page intentionally left blank.

SECTION 9

ABBREVIATED CRIME REPORTING DEFINITIONS

This page intentionally left blank.

CRIMES AGAINST PERSONS

Crimes Against Persons include criminal offenses where the victim is present and the act is violent, threatening or has the potential of being physically harmful.

WILLFUL MURDER and NON-NEGLIGENT MANSLAUGHTER - The willful (non-negligent) killing of one human being by another.

NEGLIGENT HOMICIDE - The killing of another person through gross negligence.

Offenses - Exclude motor vehicle traffic deaths.

Arrests - Include persons arrested for motor vehicle traffic death.

FORCIBLE RAPE - The carnal knowledge of a person, forcibly and against their will.

OTHER SEX CRIMES - Covers offenses such as Statutory Rape, Molest, Indecent Exposure, Sodomy and Other offenses against common decency, moral and the like. (Does not include Forcible Rape, Prostitution and Commercialized Vice).

KIDNAPPING - The substantial interference with another person's liberty without consent or legal authority.

ROBBERY - The taking or attempting to take anything of value from the care, custody or control of a person or persons by force or threat of force or violence or by putting the victim in fear.

AGGRAVATED ASSAULT - An unlawful attack by one person upon another for the purpose of inflicting severe or aggravated bodily injury. Although actual injury is not a requirement, this type of assault usually is accompanied by the use of a weapon or by means likely to produce death or great bodily harm.

SIMPLE ASSAULT - Assaults which are limited to the use of physical force and result in little or no injury to the victim.

CRIMES AGAINST PROPERTY

Crimes Against Property include offenses that involve taking something of value by theft or deception or the destruction of property.

BURGLARY - The unlawful entry of a structure or dwelling with intent to commit a felony or a theft.

LARCENY - The unlawful taking, carrying, leading, or riding away of property from the possession or constructive possession of another.

MOTOR VEHICLE THEFT - The theft or attempted theft of a motor vehicle.

ARSON - Any willful or malicious burning or attempt to burn, with or without intent to defraud, a dwelling house, public building, motor vehicle, or aircraft, personal property of another, etc.

FORGERY - Forgery and counterfeiting are treated as allied offenses. In this classification are placed all offenses dealing with the making, altering, uttering or possessing, with intent to defraud, anything false in the semblance of that which is true.

FRAUD - Fraudulent conversion and obtaining money or property by false pretenses. This includes "identity theft".

EMBEZZLEMENT - Misappropriation or misapplication of money or property entrusted to one's care, custody or control.

STOLEN PROPERTY OFFENSES - Included in this classification are all offenses of buying, receiving and possessing stolen property, as well as all attempts to commit any of these offenses.

VANDALISM - Consists of the willful or malicious destruction, injury, disfigurement or defacement of any public or private property.

BEHAVIORAL CRIMES

Behavioral Crimes include criminal offenses that violate laws relating to personal conduct, responsibility and public order. Although not necessarily violent, or property offenses in themselves, they may often contribute to other criminal acts.

WEAPONS REGULATION LAWS - Carrying possessing, etc.

PROSTITUTION - Included here are the sex offenses of a commercialized nature.

DRUG LAWS - Included are all violations of state and local laws, specifically those relating to the unlawful possession, sales, use, growing and manufacturing of illegal drugs.

GAMBLING - All offenses which relate to promoting, permitting, or engaging in gambling are included in this category.

CRIMES AGAINST FAMILY - Included here are offenses such as abandonment, neglect of children, custodial interference and non-support. (Physical abuse would be reported as an assault).

D. U. I. I. - Driving or operating any vehicle or common carrier while under the influence of liquor or drugs.

LIQUOR LAWS - With the exception of Driving Under the Influence all liquor law violations, state or local, are placed in this classification.

DISORDERLY CONDUCT - In this classification are placed all offenses which constitute a breach of the peace.

ALL OTHER OFFENSES - Except Traffic - Included is every other state or local offense, not listed elsewhere.

JUVENILE CURFEW VIOLATIONS - Local curfew or juvenile loitering ordinances where such laws exist.

RUNAWAY JUVENILES - Runaway juveniles when reported by their parents or guardians.

TRAFFIC CRIMES - Serious traffic offenses which are classified as a misdemeanor or felony as defined by the Oregon Motor Vehicle Code.

FISH and GAME - Sporting, personal use, commercial fishing and game violations.

MARINE VIOLATIONS - Marine boating violations.

This page is intentionally blank.